


# IPEDS 2022-23 Data Collection System

IPEDS HELP DESK (877) 225-2568  [ipedshelp@rti.org](mailto:ipedshelp@rti.org)  
OMB NO. 1850-0582 v.30 : Approval Expires 8/31/2025  
User ID: P132903A

## Graduation Rates 200 2022-23

Institution: University of Central Florida (132903)


User ID: P132903A

### Overview

#### Graduation Rates 200 Overview

Welcome to the IPEDS Graduation Rates 200 (GR200) survey component. The GR200 component is a further extension of the traditional Graduation Rates (GR) component which carries forward 100% and 150% graduation rates data previously reported in the GR component and requests information on any additional completers and exclusions from the cohort between 151% and 200% of normal time for students to complete all requirements of their program of study. This information is collected to assist institutions with complying with the requirements of the Higher Education Act, as amended.

#### Data Reporting Reminders


- Report data to accurately reflect the time period corresponding with the IPEDS survey component, even if such reporting is seemingly inconsistent with prior-year reporting.
  - The reporting of data for the 200% completion period is not cumulative. Respondents are ONLY asked to report data for the time period between 151% and 200% of normal time to completion.
-  • When reporting award levels for sub-baccalaureate certificates, determine program length by the number of credit or clock hours.

#### Changes to reporting for 2022-23:

There are no changes to this survey component.

#### Resources:

- The survey materials package for this component can be downloaded using the following link: [Survey Materials](#)
- To access your prior year data submission for this component: [Reported Data](#)

If you have questions about completing this survey, please contact the **IPEDS Help Desk at 1-877-225-2568** .

### Screening Question

Your institution reported to the GR survey component as having the following number of students who did not complete, but were still enrolled at your institution:

221

**Do you have students to report who, 1) received an award between 151% and 200% of the normal time to complete OR are still enrolled as of 200% of normal time?**

- No
- Yes

Institution: University of Central Florida (132903)


User ID: P132903A

## Completers within 200%

**For 4-year institutions, report on the 2014 cohort of full-time, first-time bachelor's or equivalent degree-seeking students.**

Information for this cohort was originally reported by your institution in the 2020-21 IPEDS Graduation Rates survey component. The data on lines 1-5 are preloaded based on the information provided.

			Graduation rates
1	<u>Revised cohort</u>	6,209	
2	<u>Exclusions</u> within 150%	8	
3	<u>Adjusted cohort</u> 150%	6,201	
4	Number of students in the cohort who completed a <u>bachelor's degree</u> within 100% of <u>normal time to completion</u>	2,832	46
5	Number of students in the cohort who completed a <u>bachelor's degree</u> within 150% of <u>normal time to completion</u>	4,589	74
6	Additional <u>exclusions</u> (between 151% and 200% of normal time)	<input type="text" value="0"/>	
7	<u>Adjusted cohort</u> 200% (line 3 - line 6)	6,201	
8	Number of students in the cohort who completed a <u>bachelor's degree</u> between 151% and 200% of <u>normal time to completion</u>	<input type="text" value="186"/>	
9	Still enrolled as of 200% of <u>normal time to completion</u>	<input type="text" value="31"/>	
10	<b>Total completers within 200% of normal time (line 5 + line 8)</b>	<b>4,775</b>	<b>77</b>

 You may use the box below to provide additional context for the data you have reported above. Context notes will be posted on the College Navigator website. Therefore, you should write all context notes using proper grammar (e.g., complete sentences with punctuation) and common language that can be easily understood by students and parents (e.g., spell out acronyms).

Prepared by

Prepared by

Reporting Reminders:

- The name of the preparer is being collected so that we can follow up with the appropriate person in the event that there are questions concerning the data.
- The Keyholder will be copied on all email correspondence to other preparers.
- The time it took to prepare this component is being collected so that we can continue to improve our estimate of the reporting burden associated with IPEDS.
- Please include in your estimate the time it took for you to review instructions, query and search data sources, complete and review the component, and submit the data through the Data Collection System.
- Thank you for your assistance.

This survey component was prepared by:

<input type="radio"/>	Keyholder	<input type="radio"/>	SFA Contact	<input type="radio"/>	HR Contact
<input type="radio"/>	Finance Contact	<input type="radio"/>	Academic Library Contact	<input checked="" type="radio"/>	Other
Name: <input type="text" value="Chiung-Ya Tang"/>					
Email: <input type="text" value="chiung-ya.tang@ucf.edu"/>					

How many staff from your institution only were involved in the data collection and reporting process of this survey component?

Number of Staff (including yourself)

How many hours did you and others from your institution only spend on each of the steps below when responding to this survey component?  
 Exclude the hours spent collecting data for state and other reporting purposes.

Staff member	Collecting Data Needed	Revising Data to Match IPEDS Requirements	Entering Data	Revising and Locking Data
Your office	<input type="text" value="0.50"/> hours	<input type="text" value="0.00"/> hours	<input type="text" value="1.00"/> hours	<input type="text" value="0.50"/> hours
Other offices	<input type="text" value="0.00"/> hours	<input type="text" value="0.00"/> hours	<input type="text" value="0.00"/> hours	<input type="text" value="0.00"/> hours


Institution: University of Central Florida (132903)

User ID: P132903A

## Summary

### 2022 IPEDS Graduation Rate 200% Component Data Summary

IPEDS collects important information regarding your institution. All data reported in IPEDS survey components become available in the IPEDS Data Center and appear as aggregated data in various Department of Education reports. Additionally, some of the reported data appears specifically for your institution through the College Navigator website and is included in your institution's Data Feedback Report (DFR). The purpose of this summary is to provide you an opportunity to view some of the data that, when accepted through the IPEDS quality control process, will appear on the College Navigator website and/or your DFR. College Navigator is updated approximately three months after the data collection period closes and Data Feedback Reports will be available through the [Data Center](#) and sent to your institution's CEO in November 2023.

Please review your data for accuracy. If you have questions about the data displayed below after reviewing the data reported on the survey screens, please contact the IPEDS Help Desk at: 1-877-225-2568  or [ipedshelp@rti.org](mailto:ipedshelp@rti.org).

<b>Bachelor's degree graduation rates within 4 years, 6 years, and 8 years – Cohort year 2014</b>	
4-year graduation rate	46%
6-year graduation rate	74%
8-year graduation rate	77%

Institution: University of Central Florida (132903)

User ID: P132903A

Edit Report

Graduation Rates 200

**There are no errors for the selected survey and institution.**