

IPEDS 2022-23 Data Collection System

IPEDS HELP DESK (877) 225-2568 | ipedshelp@rti.org
OMB NO. 1850-0582 v.30 : Approval Expires 8/31/2025
User ID: P1329032

12-month Enrollment 2022-23

Institution: University of Central Florida (132903)

User ID: P1329032

Overview

12-month Enrollment Overview

The 12-month Enrollment component collects unduplicated student enrollment counts and instructional activity data for an entire 12-month period. Using the instructional activity data reported, a full-time equivalent (FTE) student enrollment at the undergraduate and graduate level is estimated (4-year institutions only). Institutions with Doctor's - professional practice students will also report the FTE enrollment of those students (4-year institutions only). NCES uses the FTE enrollment to produce indicators such as expenses by function per FTE as reported in the IPEDS Data Feedback Report.

Data Reporting Reminder:

- All institutions must use the July 1 - June 30 reporting period.
- Report data to accurately reflect the time period corresponding with the IPEDS survey component, even if such reporting is seemingly inconsistent with prior-year reporting.

Changes to reporting:

The following changes were implemented for the 2022-23 data collection period:

- The "Nonresident alien" terminology has been changed to "U.S. Nonresident" but should include the same category of students.
- A question about gender has been added at the end of the Part A to collect information about students for whom gender does not fit the binary gender (Men/Women) categories provided. **Institutions should still allocate those students to the Men/Women categories throughout the survey component at this time.** There are also new FAQs to help with questions about the new reporting.
- A part-time column was added for graduate student unduplicated enrollment counts.
- References to summer term were changed to summer session.
- FAQ #4 has been removed as it refers to an old change.
- FAQ #7 on consistent reporting of EF, E12, and OM has been updated for clarification.
- FAQ on reporting undocumented and DACA students has been updated along with instructions.

Resources:

- To download the survey materials for this component: [Survey Materials](#)
- To access your prior year data submission for this component: [Reported Data](#)

If you have questions about completing this survey, please contact the IPEDS Help Desk at 1-877-225-2568.

Institution: University of Central Florida (132903)


User ID: P1329032

Undergraduate Instructional Activity Type

Which instructional activity units will you use to report undergraduate instructional activity?

- Undergraduate instructional activity data in Part B may be reported in units of clock hours or credit hours.
- Please note that any graduate level instructional activity must be reported in credit hours. (4-year institutions only)

- Clock hours
- Credit hours
- Both clock and credit hours (some undergraduate programs measured in clock hours and some measured in credit hours)

 You may use the box below to provide additional context for the data you have reported above. Context notes will be posted on the College Navigator website. Therefore, you should write all context notes using proper grammar (e.g., complete sentences with punctuation) and common language that can be easily understood by students and parents (e.g., spell out acronyms).

Institution: University of Central Florida (132903)

Part A - Unduplicated Count for Full-time Undergraduate Students

12-month Unduplicated Count by Race/Ethnicity and Gender - Full-time Undergraduate Students

July 1, 2021 – June 30, 2022

Reporting Reminders:

- The 12-month unduplicated count must be equal or greater than the corresponding prior year fall enrollment.
- Report Hispanic/Latino individuals of any race as Hispanic/Latino
- Report race for non-Hispanic/Latino individuals only
- Even though Teacher Preparation certificate programs may require a bachelor's degree for admission, they are considered subbaccalaureate undergraduate programs, and students in these programs are undergraduate students.

Men

Students enrolled for <u>credit</u>	Degree/certificate-seeking			Total degree/certificate-seeking	Non-degree/non-certificate-seeking	Total, Full-time undergraduate students
	First-time	Non-first-time				
		Transfer-in	Continuing/Returning			
<u>U.S. Nonresident</u>	62	141	689	892	68	960
<u>Hispanic/Latino</u>	797	796	3,804	5,397	3	5,400
<u>American Indian or Alaska Native</u>	5	4	17	26		26
<u>Asian</u>	310	152	1,067	1,529		1,529
<u>Black or African American</u>	206	288	1,108	1,602		1,602
<u>Native Hawaiian or Other Pacific Islander</u>	2	3	18	23		23
<u>White</u>	1,623	1,097	6,744	9,464	2	9,466
Two or more races	169	123	572	864	1	865
<u>Race and ethnicity unknown</u>	40	9	104	153		153
Total men	3,214	2,613	14,123	19,950	74	20,024
Total men prior year	3,613	2,853	14,286	20,752	118	20,870

Women

Students enrolled for <u>credit</u>	Degree/certificate-seeking			Total degree/certificate-seeking	Non-degree/non-certificate-seeking	Total, Full-time undergraduate students
	First-time	Non-first-time				
		Transfer-in	Continuing/Returning			
<u>U.S. Nonresident</u>	54	131	517	702	97	799
<u>Hispanic/Latino</u>	1,085	1,184	5,101	7,370	2	7,372
<u>American Indian or Alaska Native</u>	5	2	15	22		22
<u>Asian</u>	318	149	1,153	1,620	1	1,621
<u>Black or African American</u>	343	468	1,917	2,728	1	2,729
<u>Native Hawaiian or Other Pacific Islander</u>	1	7	23	31		31
<u>White</u>	1,795	1,434	7,789	11,018	5	11,023
Two or more races	241	127	722	1,090		1,090
<u>Race and ethnicity unknown</u>	36	16	124	176	2	178
Total women	3,878	3,518	17,361	24,757	108	24,865
Total women prior year	4,549	4,272	17,273	26,094	90	26,184

Grand total (2021-22)	7,092	6,131	31,484	44,707	182	44,889
Prior year data:						

Grand total (men+women) prior year	8,162	7,125	31,559	46,846	208	47,054
Total Full-time undergraduate enrollment Fall 2021 <i>NOTE: Grand total (2021-22) calculated above is expected to be greater than total Full-time undergraduate enrollment Fall 2021.</i>	6,715	4,418	30,592	41,725	121	41,846

Institution: University of Central Florida (132903)

Part A - Unduplicated Count for Part-time Undergraduate Students

12-month Unduplicated Count by Race/Ethnicity and Gender - Part-time Undergraduate Students

July 1, 2021 – June 30, 2022

Reporting Reminders:

- The 12-month unduplicated count must be equal or greater than the corresponding prior year fall enrollment.
- Report Hispanic/Latino individuals of any race as Hispanic/Latino
- Report race for non-Hispanic/Latino individuals only
- Even though Teacher Preparation certificate programs may require a bachelor's degree for admission, they are considered subbaccalaureate undergraduate programs, and students in these programs are undergraduate students.

Men

Students enrolled for <u>credit</u>	Degree/certificate-seeking			Total degree/certificate-seeking	Non-degree/non-certificate-seeking	Total, Part-time undergraduate students
	First-time	Non-first-time				
		Transfer-in	Continuing/Returning			
<u>U.S. Nonresident</u>	9	60	215	284	28	312
<u>Hispanic/Latino</u>	75	562	2,713	3,350	35	3,385
<u>American Indian or Alaska Native</u>		4	22	26		26
<u>Asian</u>	30	120	600	750	13	763
<u>Black or African American</u>	25	223	910	1,158	14	1,172
<u>Native Hawaiian or Other Pacific Islander</u>		3	25	28		28
<u>White</u>	88	682	3,840	4,610	88	4,698
Two or more races	12	78	317	407	10	417
<u>Race and ethnicity unknown</u>	2	16	74	92	44	136
Total men	241	1,748	8,716	10,705	232	10,937
Total men prior year	271	1,933	8,310	10,514	195	10,709

Women

Students enrolled for <u>credit</u>	Degree/certificate-seeking			Total degree/certificate-seeking	Non-degree/non-certificate-seeking	Total, Part-time undergraduate students
	First-time	Non-first-time				
		Transfer-in	Continuing/Returning			
<u>U.S. Nonresident</u>	6	100	215	321	21	342
<u>Hispanic/Latino</u>	84	953	3,417	4,454	26	4,480
<u>American Indian or Alaska Native</u>		4	13	17		17
<u>Asian</u>	26	129	568	723	15	738
<u>Black or African American</u>	25	367	1,456	1,848	20	1,868
<u>Native Hawaiian or Other Pacific Islander</u>		5	20	25		25
<u>White</u>	110	1,009	4,397	5,516	75	5,591
Two or more races	13	119	428	560	6	566
<u>Race and ethnicity unknown</u>	2	12	73	87	32	119
Total women	266	2,698	10,587	13,551	195	13,746
Total women prior year	301	2,845	10,001	13,147	187	13,334

Grand total (2021-22)	507	4,446	19,303	24,256	427	24,683
Prior year data:						

Grand total (men+women) prior year	572	4,778	18,311	23,661	382	24,043
Total Part-time undergraduate enrollment Fall 2021 <i>NOTE: Grand total (2021-22) calculated above is expected to be greater than total Part-time undergraduate enrollment Fall 2021.</i>	375	2,623	14,987	17,985	165	18,150

Institution: University of Central Florida (132903)

Part A - Unduplicated Count for Undergraduate Students

12-month Unduplicated Count by Race/Ethnicity and Gender - Undergraduate Student Total

July 1, 2021 – June 30, 2022

Men

Students enrolled for credit	Total full-time undergraduate students	Total part-time undergraduate students	Grand total, all undergraduate students
<u>U.S. Nonresident</u>	960	312	1,272
<u>Hispanic/Latino</u>	5,400	3,385	8,785
<u>American Indian or Alaska Native</u>	26	26	52
<u>Asian</u>	1,529	763	2,292
<u>Black or African American</u>	1,602	1,172	2,774
<u>Native Hawaiian or Other Pacific Islander</u>	23	28	51
<u>White</u>	9,466	4,698	14,164
Two or more races	865	417	1,282
<u>Race and ethnicity unknown</u>	153	136	289
Total men	20,024	10,937	30,961

Women

Students enrolled for credit	Total full-time students	Total part-time students	Grand total, all students
<u>U.S. Nonresident</u>	799	342	1,141
<u>Hispanic/Latino</u>	7,372	4,480	11,852
<u>American Indian or Alaska Native</u>	22	17	39
<u>Asian</u>	1,621	738	2,359
<u>Black or African American</u>	2,729	1,868	4,597
<u>Native Hawaiian or Other Pacific Islander</u>	31	25	56
<u>White</u>	11,023	5,591	16,614
Two or more races	1,090	566	1,656
<u>Race and ethnicity unknown</u>	178	119	297
Total women	24,865	13,746	38,611

Grand Total (men+women)	44,889	24,683	69,572
--------------------------------	---------------	---------------	---------------

Institution: University of Central Florida (132903)

Part A - Unduplicated Count for Graduate Students

12-month Unduplicated Count by Race/Ethnicity and Gender - Full-time and Part-time Graduate Students

July 1, 2021 – June 30, 2022

Reporting Reminders:

- The 12-month unduplicated count must be equal or greater than the corresponding prior year fall enrollment.
- Report Hispanic/Latino individuals of any race as Hispanic/Latino
- Report race for non-Hispanic/Latino individuals only
- Report all postbaccalaureate degree and certificate students as graduate students, including any doctor's - professional practice students (formerly first-professional)

Men

Students enrolled for credit	Total full-time	Total part-time	Total graduate students
U.S. Nonresident	670	82	752
Hispanic/Latino	343	587	930
American Indian or Alaska Native	3	1	4
Asian	176	168	344
Black or African American	136	238	374
Native Hawaiian or Other Pacific Islander	2	3	5
White	952	1,267	2,219
Two or more races	82	99	181
Race and ethnicity unknown	66	31	97
Total men	2,430	2,476	4,906
Total men prior year			4,962

Women

Students enrolled for credit	Total full-time	Total part-time	Total Graduate students
U.S. Nonresident	407	70	477
Hispanic/Latino	619	932	1,551
American Indian or Alaska Native	2	6	8
Asian	174	199	373
Black or African American	366	607	973
Native Hawaiian or Other Pacific Islander		6	6
White	1,527	2,323	3,850
Two or more races	101	135	236
Race and ethnicity unknown	69	54	123
Total women	3,265	4,332	7,597
Total women prior year			7,830

Grand total (2021-22)	5,695	6,808	12,503
Prior year data:			
Unduplicated headcount (2020-21)			12,792
i Total enrollment Fall 2021 NOTE: Grand total (2021-22) calculated above is expected to be greater than Total enrollment Fall 2021.	4,889	5,425	10,314

Part A - Gender Unknown or another gender than Men/Women categories

12-month Unduplicated Count by Gender Unknown or another gender than provided men/women categories

- The 'gender unknown' category is to report students for whom the institution does not know a gender.
- Institutions should not ask students that do not select a binary gender to allocate themselves to a binary gender category; it is up to the institution to allocate unknown students and students that indicate another gender into the binary categories throughout the forms where required. One method commonly used by institutions is to allocate these students to the binary categories required in other parts of the form using the proportion of men to women reported.

Is your institution able to report **another gender** for the 2022-23 data collection? If you indicate 'No', your institution should leave the cells in the rows for '**Another gender**' blank (i.e., do not report 0). If you indicate 'Yes', but no students identified as **another gender**, please enter '0'.

Undergraduate students:

- Yes
- No

Graduate students:

- Yes
- No

Of the total students reported, how many students did you allocate to a binary gender category (Men/Women) because their gender was unknown or another gender than the provided categories?

	Number of students	
	Undergraduate students	Graduate students
Grand total	69,572	12,503
Gender unknown (i.e., gender information is not known or not collected).	2	1
Another gender (i.e., gender information is known but does not fall into either of the mutually exclusive binary categories provided [Men/Women]).	0	3
Total of Gender unknown + Another gender	2	4
Total of Students for whom gender is known and falls into one of the mutually exclusive binary categories provided [Men/Women]	69,570	12,499

Institution: University of Central Florida (132903)


User ID: P1329032

Part A – 12-month Enrollment by Distance Education Status

12-month Unduplicated Count - Distance Education Status

July 1, 2021 – June 30, 2022

	Undergraduate Students		Graduate Students
	Degree/certificate-seeking	Non-degree/non-certificate-seeking	
Students <i>enrolled exclusively</i> in distance education courses	13,141	233	4,875
Students <i>enrolled in at least one but not all</i> distance education courses	46,939	164	3,102
Students <i>not enrolled in any</i> distance education courses	8,883	212	4,526
Total (from prior part A screens)	68,963	609	12,503

 You may use the box below to provide additional context for the data you have reported above. Context notes will be posted on the College Navigator website. Therefore, you should write all context notes using proper grammar (e.g., complete sentences with punctuation) and common language that can be easily understood by students and parents (e.g., spell out acronyms).

Institution: University of Central Florida (132903)

Part B - Instructional Activity

12-month Instructional Activity

July 1, 2021 - June 30, 2022

Instructional Activity Reporting Reminder:

- Instructional activity is used to calculate an IPEDS FTE based on the institution's reported calendar system.
- Graduate credit hour activity should not include any doctor's - professional practice activity, the total of those students' FTE is entered separately instead.

FTE Reporting Reminder:

- Institutions need not report their own calculations of undergraduate or graduate FTE unless IPEDS FTE calculations would be misleading for comparison purposes among all IPEDS reporting institutions.

Instructional Activity

	2021-22 total activity	Prior year data
Undergraduate level:		
<u>Credit hour activity</u>	<input type="text" value="1,611,199"/>	1,677,589
Graduate level:		
<u>Credit hour activity</u> (Do not include doctor's-professional practice instructional activity here; the total FTE of those students should be entered separately below)	<input type="text" value="163,976"/>	167,478

Full-Time Equivalent (FTE) of Students


	2021-22 total activity	Prior year data
Doctor's - professional practice level:		
<u>Doctor's - professional practice</u> FTE student estimate	<input type="text" value="492"/>	491

Calendar system (as reported on the prior year IC Header survey component):	Semester
---	----------

If the IPEDS calculated FTE estimates below are not reasonable, **AND** you have reported the correct instructional activity hours above, enter your best FTE estimate in the "Institution reported FTE" column below and save the page. This option should be used **ONLY** if the calculated estimate is not reasonable for your institution and IPEDS comparisons.

Please provide your best estimate of undergraduate and graduate FTE for the 12-month reporting period **only if the calculated FTE estimate below is not reasonable for IPEDS comparison purposes**. Please provide an explanation in the context box if the option is used due to Coronavirus Pandemic.

	Calculated FTE 2021-22	Institution reported FTE 2021-22	Prior year FTE 2020-21
Undergraduate student FTE	53,707	<input type="text" value="53,707"/>	55,920
Graduate student FTE (excluding doctor's - professional practice student FTE)	6,832	<input type="text" value="6,832"/>	6,978
Doctor's - professional practice student FTE		492	491
Total FTE student enrollment		61,031	63,389

 Context notes will be posted on the College Navigator website. Therefore, you should write all context notes using proper grammar (e.g., complete sentences with punctuation) and common language that can be easily understood by students and parents (e.g., spell out acronyms).

Prepared by

Prepared by

Reporting Reminders:

- The name of the preparer is being collected so that we can follow up with the appropriate person in the event that there are questions concerning the data.
- The Keyholder will be copied on all email correspondence to other preparers.
- The time it took to prepare this component is being collected so that we can continue to improve our estimate of the reporting burden associated with IPEDS.
- Please include in your estimate the time it took for you to review instructions, query and search data sources, complete and review the component, and submit the data through the Data Collection System.
- Thank you for your assistance.

This survey component was prepared by:

<input type="radio"/>	Keyholder	<input type="radio"/>	SFA Contact	<input type="radio"/>	HR Contact
<input type="radio"/>	Finance Contact	<input type="radio"/>	Academic Library Contact	<input checked="" type="radio"/>	Other

Name:

Email:

How many staff from your institution only were involved in the data collection and reporting process of this survey component?

Number of Staff (including yourself)

How many hours did you and others from your institution only spend on each of the steps below when responding to this survey component?
Exclude the hours spent collecting data for state and other reporting purposes.

Staff member	Collecting Data Needed	Revising Data to Match IPEDS Requirements	Entering Data	Revising and Locking Data
Your office	<input type="text" value="0.50"/> hours	<input type="text" value="1.00"/> hours	<input type="text" value="1.00"/> hours	<input type="text" value="0.25"/> hours
Other offices	<input type="text"/> hours	<input type="text"/> hours	<input type="text"/> hours	<input type="text"/> hours

Institution: University of Central Florida (132903)

User ID: P1329032

Summary screen

12-Month Enrollment Component Summary

IPEDS collects important information regarding your institution. All data reported in IPEDS survey components become available in the IPEDS Data Center and appear as aggregated data in various Department of Education reports. Additionally, some of the reported data appears specifically for your institution through the College Navigator website and is included in your institution's Data Feedback Report (DFR). The purpose of this summary is to provide you an opportunity to view some of the data that, when accepted through the IPEDS quality control process, will appear on the College Navigator website and/or your DFR. College Navigator is updated approximately three months after the data collection period closes and Data Feedback Reports will be available through the [Data Center](#) and sent to your institution's CEO in November 2022.

Please review your data for accuracy. If you have questions about the data displayed below after reviewing the data reported on the survey screens, please contact the IPEDS Help Desk at: 1-877-225-2568 or ipedshelp@rti.org.

12-Month Unduplicated Headcount and Full-Time Equivalent Students	
Total 12-month unduplicated headcount	82,075
Undergraduate student unduplicated headcount	69,572
Graduate student unduplicated headcount	12,503
Total 12-month full-time equivalent (FTE) student enrollment	61,031
Undergraduate student FTE	53,707
Graduate student FTE	6,832
Doctor's-professional practice FTE	492

Institution: University of Central Florida (132903)

User ID: P1329032

Edit Report

12-month Enrollment

There are no errors for the selected survey and institution.