



SESUG 2018

St. Pete Beach, FL
October 14-17

Paper 279

Active Students Filing an Intent to Graduate at UCF

Carlos Piemonti

University of Central Florida

Presenter

Carlos Piemonti, MBA
Decision Support Developer, UCF

Carlos joined Institutional Knowledge Management (IKM) at the University of Central Florida in Fall 2013. Carlos uses SAS® in his daily responsibilities as developer. He has used SAS for over 7 years.



Institutional Knowledge Management - IKM

IKM is the official source of UCF institutional data and provides accurate, insightful, and actionable information to the university and the public.

- State and federal reporting
- Data support for internal UCF needs
- External survey responses (ex: US News & World Report)
- Self-service information
- Custom reports, data requests, grant support



IKM Website - Public



Interactive Facts



Analytics Dashboards



Pegasus Mine Portal



UCF Rankings



Enrollment



Degrees Awarded



Information Requests


<https://ikm.ucf.edu>



IKM Guideline

Interactive
Facts

- Start Here!
- Available to public



Analytics
Dashboards

- Request access



Pegasus
Mine Portal

- Log in with NID
- Open to all full-time UCF employees (or upon request)



Submit Data
Request

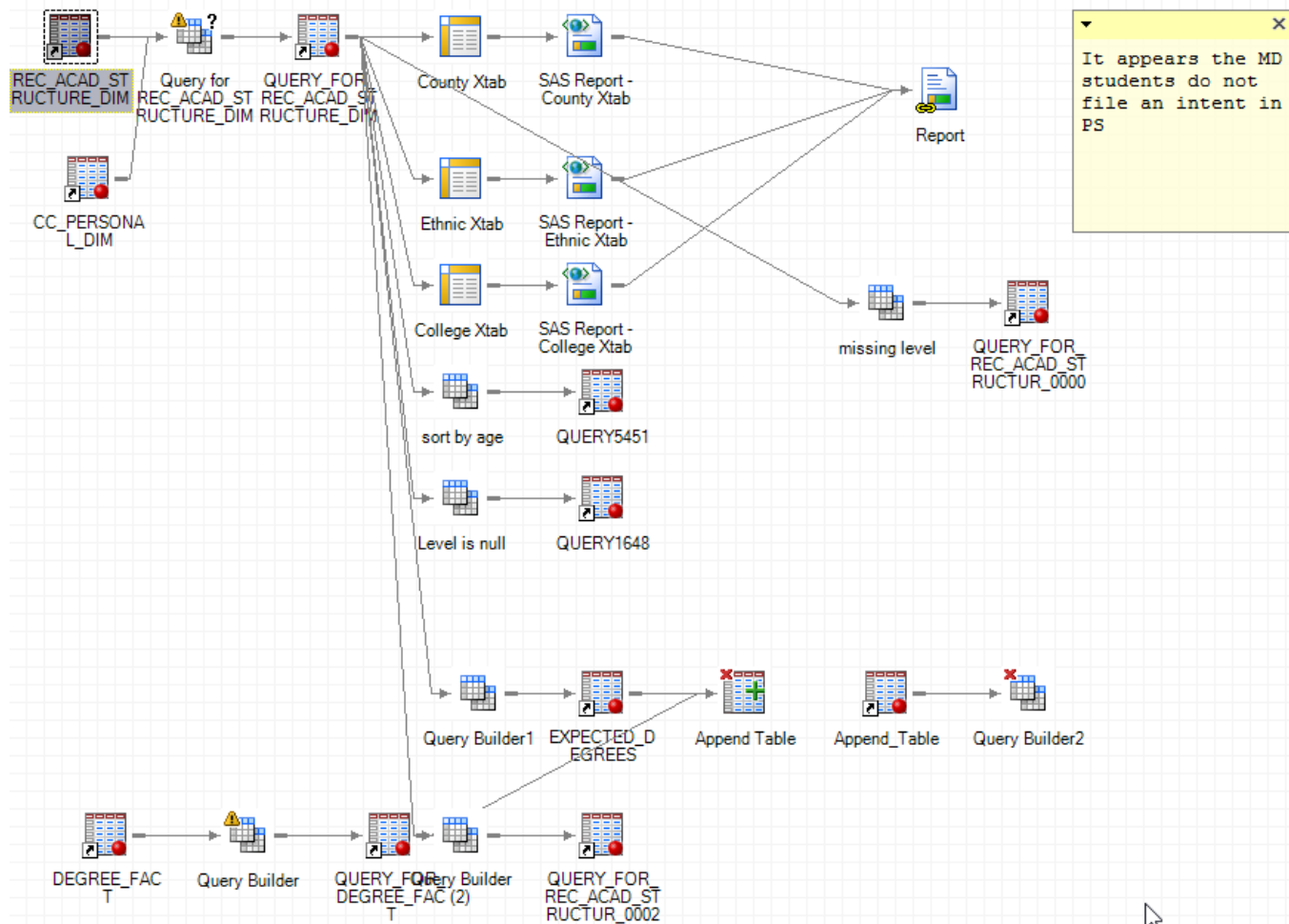
- Through IKM.ucf.edu




Source EG Projects

IR18006PR_-_Graduation_Intents_Chad.egp

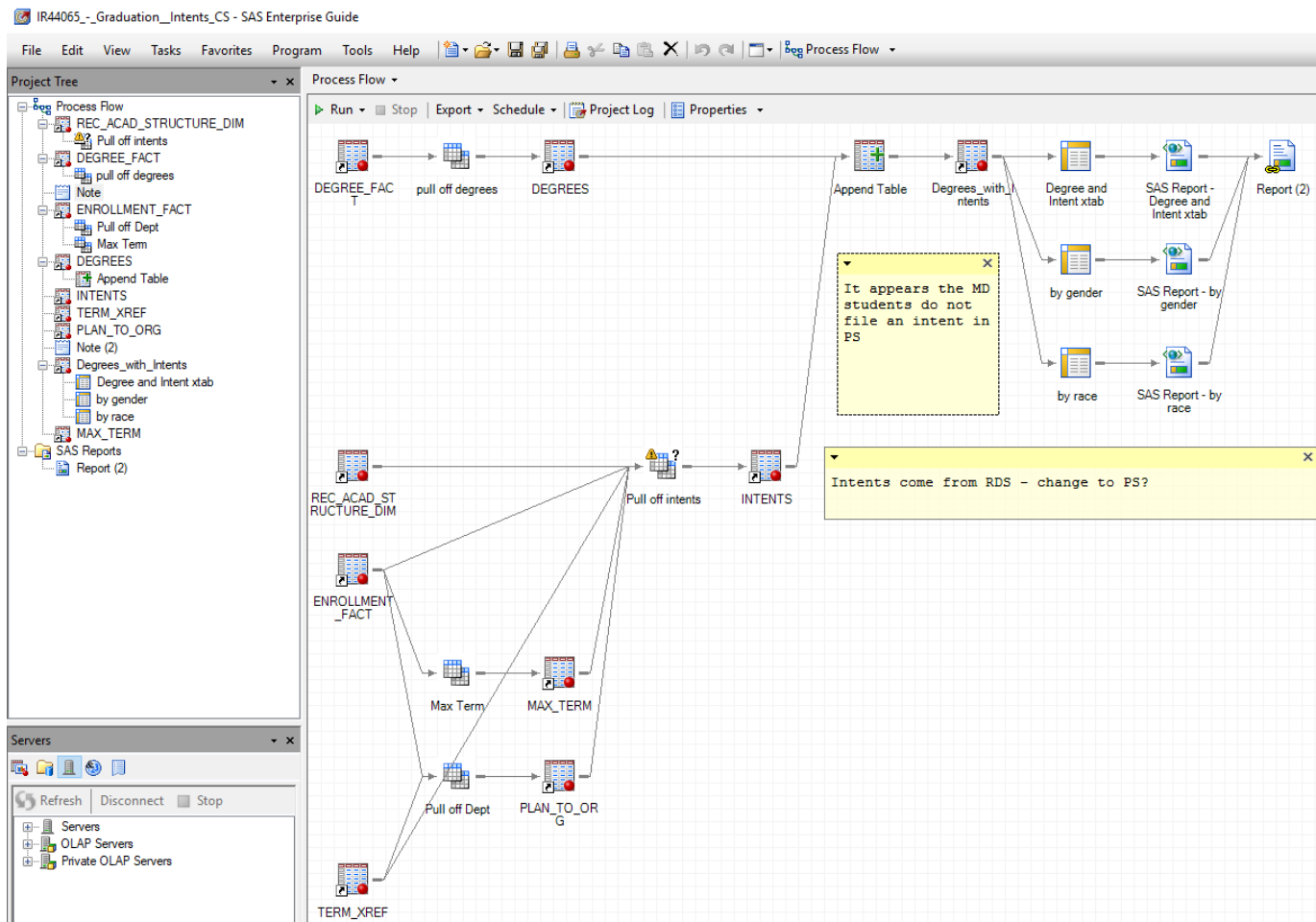
IR44065_-_Graduation_Intents_CS.egp



Source EG Projects

 IR18006PR_-_Graduation_Intents_Chad.egp

 IR44065_-_Graduation_Intents_CS.egp



SESUG 2018



St. Pete Beach, FL
October 14-17

New EG Project



ITG_BUILD

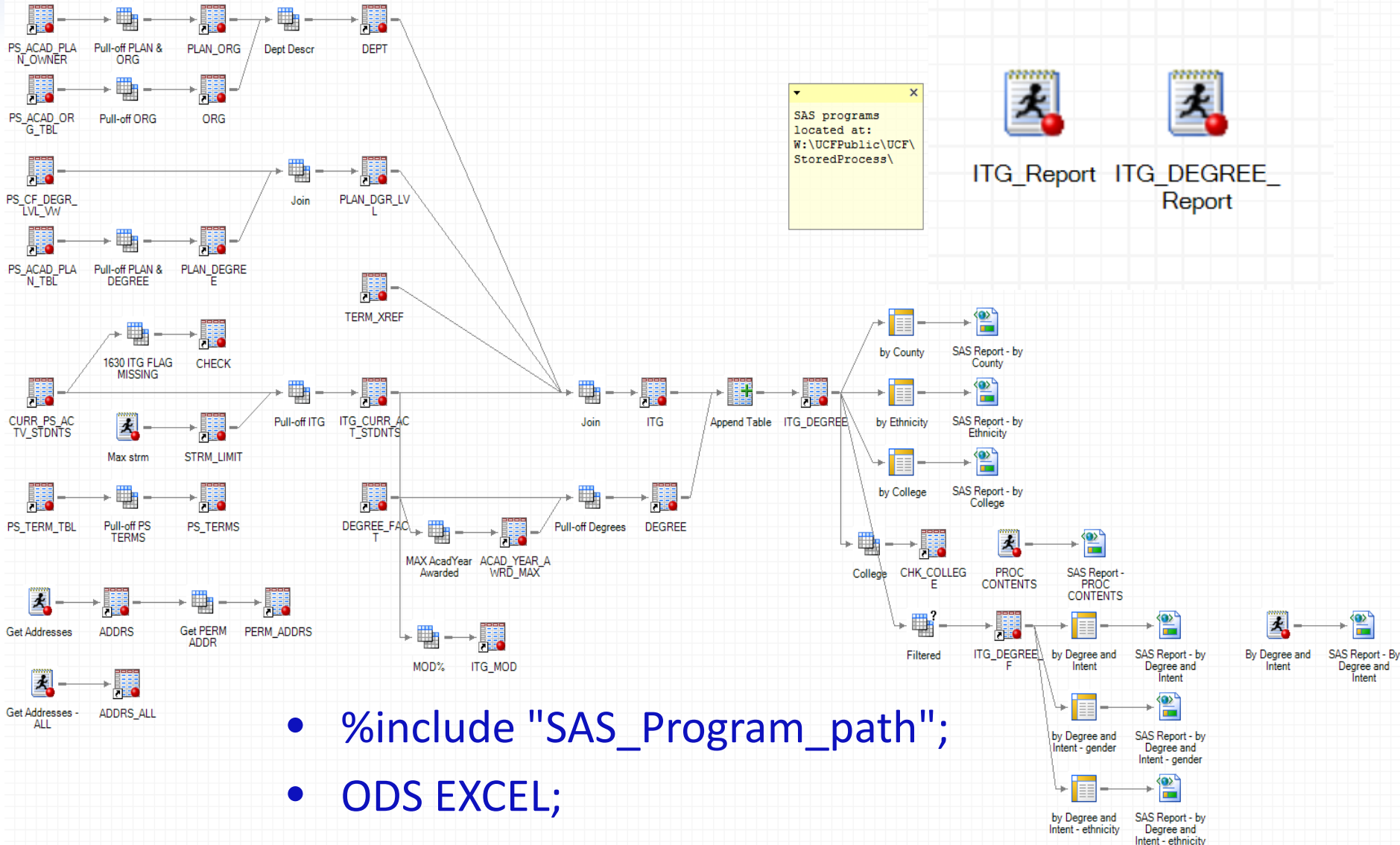


ITG_Report



ITG_DEGREE_Report

```
SAS programs
located at:
W:\UCFPublic\UCF\
StoredProcess\
```



- `%include "SAS_Program_path";`
- `ODS EXCEL;`

Pegasus Mine Portal

Pegasus Mine Portal

Provided by Institutional Knowledge Management

General

[MyPage](#)

[IKM Developers](#)

[Acad Program Inventory](#)

[Admissions - Undergraduate](#)

[Athletics](#)

[College of Nursing](#)

[Course Info](#)

[Degrees Awarded](#)

[Enrollment](#)

[Faculty](#)

[Grades](#)

[IKM Developers / IR](#)

[RDS](#)

[UCF Connect / DirConnect](#)

[Retention](#)

[RO Reports](#)

[SCH](#)

[SDES](#)

[SDES-OSS](#)

[StudentTracker - Archiving](#)

[Survey Results - Archiving](#)

[UA BI Dashboard](#)

[UCF Online](#)

[Undergraduate Research](#)

Resources - General

Shared: PUBLIC

[About the Pegasus Mine Information Portal](#)

[Help with SAS Graph output errors](#)

[How to use MyPage](#)

[Pegasus Mine Portal Reports Index](#)

[Pegasus Mine Workshop Info Sheet](#)

Last updated: 3/2/2017

Contact Us

Shared: PUBLIC

[Email Comments and Questions](#)

FAQs

[What is the Pegasus Mine Portal \(PMP\)?](#)

[Who has access to the Pegasus Mine Portal \(PMP\)?](#)

[Do you offer PMP training?](#)

[What is MyPage?](#)

[What kind of information can I find in PMP?](#)

[Can everyone see all the reports that are available in PMP?](#)

[Is there a way to search for a specific report without browsing through all of the pages?](#)

[How do I export reports to Word or Excel?](#)



[Which browsers are supported by PMP?](#)

SESUG 2018






St. Pete Beach, FL
October 14-17

Stored Processes

| | |
|--|--|
|  ITG Degree Report | Summarized data by college and department for degrees granted within an academic year including intent to graduate. Report cycles terms at the beginning of each term. |
|  ITG Report | Summarized data for active students filing an intent to graduate by county and degree Level. Report cycles terms at the beginning of each term. |

ITG Degree Report

 Bookmark  Publish  E-mail

Show only required items (denoted by *)

Parameters


*Select College

*Select Degree Level

All Degree Levels

Opening IKM43964_ITG_DEGREE.xlsx

You have chosen to open:

 **IKM43964_ITG_DEGREE.xlsx**
which is: Microsoft Excel 97-2003 Worksheet
from: <https://pegmine.ikm.ucf.edu>

What should Firefox do with this file?

Open with Microsoft Excel (default)

Save File

Do this automatically for files like this from now on.

ITG Degree Report – prompts

ITG Degree Report

Bookmark Publish E-mail

Show only required items (denoted by *)

Parameters

*Select College

*Select

- College of Arts & Humanities
- College of Business Adm
- College of Educ & Human Perfrm
- College of Engr & Comp Sci
- College of Graduate Studies
- College of Health & Public Aff
- College of Medicine
- College of Nursing
- College of Optics & Photonics
- College of Sciences
- College of Undergrad Studies
- Rosen College Hospitality Mgmt

ITG Degree Report

Bookmark Publish E-mail

Show only required items (denoted by *)

Parameters

*Select College

*Select Degree Level

- All Degree Levels
- All Degree Levels
- Bachelor
- Master's
- Specialist
- Doctoral

Degrees Granted and/or Intents to Graduate on File - College of Arts & Humanities

| | | | | College of Arts & Humanities | | | |
|-------------------------------|--------|----------|--------------------------------|------------------------------|------------|------------|------------|
| | | | | Degree | | Intent | |
| | | | | 2018-19 | Total | 2018-19 | Total |
| | | | | Summer 2018 | | Fall 2018 | |
| Department | Career | Level | | | | | |
| Dean's Office CAH | UGRD | Bachelor | Architecture BDes | 4 | 4 | 2 | 2 |
| | | | Total | 4 | 4 | 2 | 2 |
| English | UGRD | Bachelor | English BA | 67 | 67 | 103 | 103 |
| | | | Total | 67 | 67 | 103 | 103 |
| History | UGRD | Bachelor | History BA | 33 | 33 | 60 | 60 |
| | | | Total | 33 | 33 | 60 | 60 |
| Latin American Studies | UGRD | Bachelor | Latin American Studies BA | 6 | 6 | 4 | 4 |
| | | | Total | 6 | 6 | 4 | 4 |
| Modern Languages | UGRD | Bachelor | French BA | 1 | 1 | 4 | 4 |
| | | | Spanish BA | 1 | 1 | 3 | 3 |
| | | | Total | 2 | 2 | 7 | 7 |
| Music | UGRD | Bachelor | Music BA | 2 | 2 | 4 | 4 |
| | | | Music Education BME | 4 | 4 | 4 | 4 |
| | | | Music Performance BM | 2 | 2 | 4 | 4 |
| | | | Total | 8 | 8 | 12 | 12 |
| Philosophy | UGRD | Bachelor | Humanities & Cultural Studies | 2 | 2 | 3 | 3 |
| | | | Philosophy BA | 6 | 6 | 6 | 6 |
| | | | Religion & Cultural Studies BA | 4 | 4 | 2 | 2 |
| | | | Total | 12 | 12 | 11 | 11 |
| Theatre | UGRD | Bachelor | Theatre BFA | 10 | 10 | 40 | 40 |
| | | | Theatre Studies BA | 7 | 7 | 15 | 15 |
| | | | Total | 17 | 17 | 55 | 55 |
| Visual Arts & Design, Schl of | UGRD | Bachelor | Art BA | 16 | 16 | 28 | 28 |
| | | | Art BFA | 14 | 14 | 19 | 19 |
| | | | Photography, AS to BS | 2 | 2 | 1 | 1 |
| | | | Total | 32 | 32 | 48 | 48 |
| Writing and Rhetoric | UGRD | Bachelor | Writing and Rhetoric BA | 3 | 3 | 15 | 15 |
| | | | Total | 3 | 3 | 15 | 15 |
| Total (ALL) | | | | 184 | 184 | 317 | 317 |

Note: Intent to graduate data is refreshed every morning at 8 A.M. Counts by Major. Students in multiple majors are counted multiple times.

**Degrees Granted and/or Intents to Graduate on File - College of Arts & Humanities
By Gender**

| | | | | | College of Arts & Humanities | | | | |
|-------------------------------|--------|----------|--------------------------------|--------|------------------------------|-------|-----------|-------|--|
| | | | | | Degree | | Intent | | |
| | | | | | 2018-19 | Total | 2018-19 | Total | |
| | | | | | Summer 2018 | | Fall 2018 | | |
| Department | Career | Level | | | | | | | |
| Dean's Office CAH | UGRD | Bachelor | Architecture BDes | Female | . | . | 1 | 1 | |
| | | | | Male | 4 | 4 | 1 | 1 | |
| | | | Total | | 4 | 4 | 2 | 2 | |
| English | UGRD | Bachelor | English BA | Female | 54 | 54 | 72 | 72 | |
| | | | | Male | 13 | 13 | 31 | 31 | |
| | | | Total | | 67 | 67 | 103 | 103 | |
| History | UGRD | Bachelor | History BA | Female | 14 | 14 | 29 | 29 | |
| | | | | Male | 19 | 19 | 31 | 31 | |
| | | | Total | | 33 | 33 | 60 | 60 | |
| Latin American Studies | UGRD | Bachelor | Latin American Studies BA | Female | 5 | 5 | 4 | 4 | |
| | | | | Male | 1 | 1 | . | . | |
| | | | Total | | 6 | 6 | 4 | 4 | |
| Modern Languages | UGRD | Bachelor | French BA | Female | . | . | 1 | 1 | |
| | | | | Male | 1 | 1 | 3 | 3 | |
| | | | Spanish BA | Female | 1 | 1 | 2 | 2 | |
| | | | | Male | . | . | 1 | 1 | |
| | | | Total | | 2 | 2 | 7 | 7 | |
| Music | UGRD | Bachelor | Music BA | Female | 1 | 1 | 3 | 3 | |
| | | | | Male | 1 | 1 | 1 | 1 | |
| | | | Music Education BME | Female | 2 | 2 | 1 | 1 | |
| | | | | Male | 2 | 2 | 3 | 3 | |
| | | | Music Performance BM | Female | 1 | 1 | 3 | 3 | |
| | | | | Male | 1 | 1 | 1 | 1 | |
| Total | | 8 | 8 | 12 | 12 | | | | |
| Philosophy | UGRD | Bachelor | Humanities & Cultural Studies | Female | 2 | 2 | 3 | 3 | |
| | | | Philosophy BA | Female | 4 | 4 | 2 | 2 | |
| | | | | Male | 2 | 2 | 4 | 4 | |
| | | | Religion & Cultural Studies BA | Female | 4 | 4 | 1 | 1 | |
| | | | | Male | . | . | 1 | 1 | |
| Total | | 12 | 12 | 11 | 11 | | | | |
| Theatre | UGRD | Bachelor | Theatre BFA | Female | 6 | 6 | 27 | 27 | |
| | | | | Male | 4 | 4 | 13 | 13 | |
| | | | Theatre Studies BA | Female | 5 | 5 | 11 | 11 | |
| | | | | Male | 2 | 2 | 4 | 4 | |
| Total | | 17 | 17 | 55 | 55 | | | | |
| Visual Arts & Design, Schl of | UGRD | Bachelor | Art BA | Female | 9 | 9 | 17 | 17 | |
| | | | | Male | 7 | 7 | 11 | 11 | |
| | | | Art BFA | Female | 7 | 7 | 12 | 12 | |
| | | | | Male | 7 | 7 | 7 | 7 | |
| | | | Photography, AS to BS | Female | 2 | 2 | 1 | 1 | |
| Total | | 32 | 32 | 48 | 48 | | | | |
| Writing and Rhetoric | UGRD | Bachelor | Writing and Rhetoric BA | Female | 2 | 2 | 10 | 10 | |
| | | | | Male | 1 | 1 | 5 | 5 | |
| | | | Total | | 3 | 3 | 15 | 15 | |
| Total (ALL) | | | | | 184 | 184 | 317 | 317 | |

Note: Intent to graduate data is refreshed every morning at 8 A.M. Counts by Major. Students in multiple majors are counted multiple times.

IKM43964. Source: Degree Fact (Degrees) and PeopleSoft (Intents). Institutional Knowledge Management



Report Generated: 10/12/2018

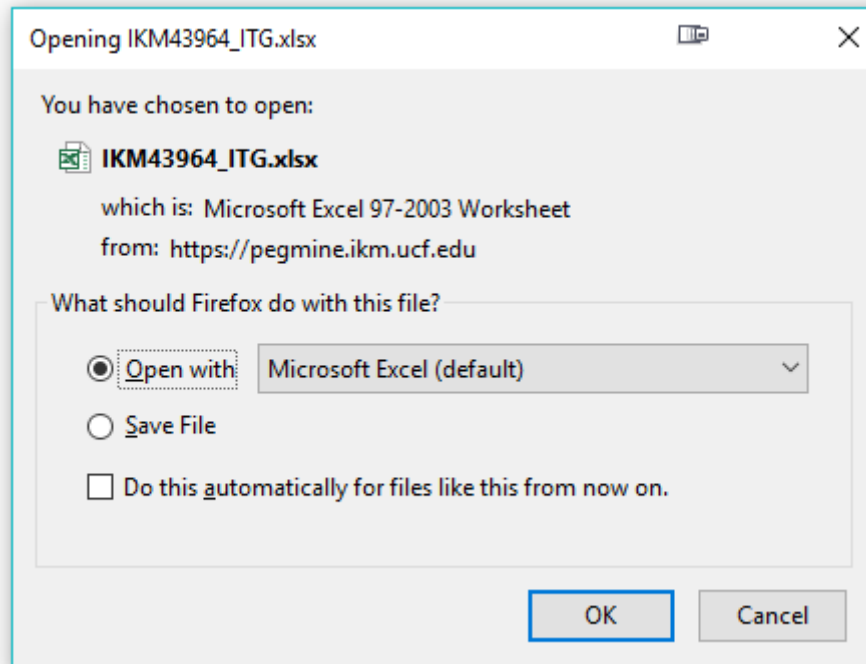
Degrees Granted and/or Intents to Graduate on File - College of Arts & Humanities

By Ethnicity

| | | | | | College of Arts & Humanities | | | |
|------------------------|-----------|-----------|---------------------------|-------------------------------|------------------------------|----------|-----------|----------|
| | | | | | Degree | | Intent | |
| | | | | | 2018-19 | Total | 2018-19 | Total |
| | | | | | Summer 2018 | | Fall 2018 | |
| Department | Career | Level | | | | | | |
| Dean's Office CAH | UGRD | Bachelor | Architecture BDes | Asian | 1 | 1 | . | . |
| | | | | Black/African American | 1 | 1 | . | . |
| | | | | Hispanic/Latino | 2 | 2 | 2 | 2 |
| | | | | Total | 4 | 4 | 2 | 2 |
| English | UGRD | Bachelor | English BA | Asian | . | . | 1 | 1 |
| | | | | Black/African American | 10 | 10 | 6 | 6 |
| | | | | Hispanic/Latino | 17 | 17 | 27 | 27 |
| | | | | Multi-racial | 2 | 2 | 5 | 5 |
| | | | | Not Specified | 1 | 1 | 1 | 1 |
| | | | | White | 37 | 37 | 63 | 63 |
| Total | 67 | 67 | 103 | 103 | | | | |
| History | UGRD | Bachelor | History BA | American Indian/Alaska Native | 1 | 1 | . | . |
| | | | | Asian | . | . | 1 | 1 |
| | | | | Black/African American | 3 | 3 | 6 | 6 |
| | | | | Hispanic/Latino | 7 | 7 | 11 | 11 |
| | | | | Multi-racial | . | . | 1 | 1 |
| | | | | White | 22 | 22 | 41 | 41 |
| Total | 33 | 33 | 60 | 60 | | | | |
| Latin American Studies | UGRD | Bachelor | Latin American Studies BA | Black/African American | 1 | 1 | . | . |
| | | | | Hispanic/Latino | 5 | 5 | 3 | 3 |
| | | | | White | . | . | 1 | 1 |
| | | | | Total | 6 | 6 | 4 | 4 |
| Modern Languages | UGRD | Bachelor | French BA | Black/African American | . | . | 2 | 2 |
| | | | | Hispanic/Latino | . | . | 1 | 1 |
| | | | Spanish BA | White | 1 | 1 | 1 | 1 |
| | | | | Hispanic/Latino | 1 | 1 | 3 | 3 |
| Total | 2 | 2 | 7 | 7 | | | | |
| Music | UGRD | Bachelor | Music BA | Black/African American | . | . | 2 | 2 |
| | | | | Hispanic/Latino | 1 | 1 | . | . |
| | | | | Multi-racial | 1 | 1 | 1 | 1 |
| | | | | White | . | . | 1 | 1 |
| | | | Music Education BME | Black/African American | 2 | 2 | . | . |
| | | | | Hispanic/Latino | 2 | 2 | 3 | 3 |
| | | | | White | . | . | 1 | 1 |
| | | | Music Performance BM | Black/African American | 1 | 1 | . | . |
| | | | | Hispanic/Latino | . | . | 1 | 1 |
| | | | | International | 1 | 1 | . | . |
| White | . | . | | 3 | 3 | | | |
| Total | 8 | 8 | 12 | 12 | | | | |

Stored Processes

| | |
|--|--|
|  ITG Degree Report | Summarized data by college and department for degrees granted within an academic year including intent to graduate. Report cycles terms at the beginning of each term. |
|  ITG Report | Summarized data for active students filing an intent to graduate by county and degree Level. Report cycles terms at the beginning of each term. |



**Potential Degrees Granted by County
Based on Students Filing an Intent to Graduate**

| Expected Graduate Term | | Degree Level | | | | Total |
|------------------------|-------------------|--------------|------------|----------|--------------|-------|
| | | Bachelor | Doctoral | Master's | Specialist | |
| Fall 2018 | No County on File | 4 | . | 2 | . | 6 |
| | Alachua | 19 | 1 | 3 | . | 23 |
| | Baker | 1 | . | . | . | 1 |
| | Bay | 2 | . | 4 | . | 6 |
| | Bradford | 1 | . | . | . | 1 |
| | Brevard | 315 | 7 | 39 | . | 361 |
| | Broward | 305 | 1 | 23 | . | 329 |
| | Calhoun | 1 | . | . | . | 1 |
| | Charlotte | 14 | . | 1 | . | 15 |
| | Citrus | 11 | . | . | . | 11 |
| | Clay | 33 | . | 3 | . | 36 |
| | Collier | 37 | 1 | 1 | . | 39 |
| | Columbia | 3 | . | . | . | 3 |
| | Dade | 110 | . | 7 | . | 117 |
| | Desoto | 3 | . | . | . | 3 |
| | Duval | 72 | . | 15 | + | 87 |
| | Escambia | 11 | . | 1 | . | 12 |
| | Flagler | 16 | . | 6 | . | 22 |
| | Hardee | 4 | . | . | . | 4 |
| | Hendry | 1 | . | . | . | 1 |
| | Hernando | 14 | . | 2 | . | 16 |
| | Highlands | 12 | . | . | . | 12 |
| | Hillsborough | 104 | 1 | 11 | . | 116 |
| | Indian River | 15 | . | 3 | . | 18 |
| | Jackson | . | 1 | 1 | . | 2 |
| | Lake | 136 | 4 | 14 | . | 154 |
| | Lee | 48 | . | 5 | . | 53 |
| | Leon | 5 | . | 8 | . | 13 |
| | Manatee | 33 | . | 4 | . | 37 |
| | Marion | 33 | 2 | 3 | . | 38 |
| | Martin | 17 | . | 4 | . | 21 |
| | Monroe | 10 | . | 1 | . | 11 |
| | Nassau | 3 | . | 1 | . | 4 |
| | Non-Florida | 122 | 9 | 28 | . | 159 |
| | Non-USA | 1 | . | . | . | 1 |
| | Okaloosa | 18 | . | 2 | . | 20 |
| | Okeechobee | 2 | . | . | . | 2 |
| | Orange | 1,819 | 56 | 285 | . | 2,160 |
| | Osceola | 234 | 2 | 31 | . | 267 |
| | Palm Beach | 178 | . | 9 | . | 187 |
| | Pasco | 51 | 1 | 4 | . | 56 |
| | Pinellas | 87 | . | 9 | . | 96 |
| | Polk | 86 | 1 | 9 | . | 96 |
| | Santa Rosa | 14 | . | . | . | 14 |
| | Sarasota | 32 | . | 5 | . | 37 |
| | Seminole | 649 | 12 | 85 | 3 | 749 |
| | St. Johns | 35 | . | 1 | . | 36 |
| St. Lucie | 49 | 1 | 3 | . | 53 | |
| Sumter | 4 | . | . | . | 4 | |
| Suwannee | 1 | . | . | . | 1 | |
| Union | . | . | 1 | . | 1 | |
| Volusia | 158 | 2 | 24 | . | 184 | |
| Walton | 4 | . | . | . | 4 | |
| Total (ALL) | 4,937 | 102 | 658 | 3 | 5,700 | |

Note: Intent to graduate data is refreshed every morning at 8 A.M. Active Students defined as students who have had enrollment in any of the last three major terms including the current term.

IKM43964. Source: PeopleSoft. Institutional Knowledge Management

Report Generated: 10/12/2018

SESUG 2018



St. Pete Beach, FL
October 14-17

Potential Degrees Granted by Ethnicity
Based on Students Filing an Intent to Graduate

| Expected Graduate Term | | Degree Level | | | | Total |
|------------------------|--|--------------|------------|------------|------------|--------------|
| | | Bachelor | Doctoral | Master's | Specialist | |
| Fall 2018 | American Indian/Alaska Native | 13 | . | 2 | . | 15 |
| | Asian | 310 | 27 | 70 | . | 407 |
| | Black/African American | 603 | 4 | 78 | . | 685 |
| | Hispanic/Latino | 1,352 | 5 | 112 | . | 1,469 |
| | Multi-racial | 173 | 3 | 22 | . | 198 |
| | Native Hawaiian/Other Pacific Islander | 9 | . | . | . | 9 |
| | Not Specified | 46 | 8 | 13 | . | 67 |
| | White | 2,431 | 55 | 361 | 3 | 2,850 |
| | Total (ALL) | 4,937 | 102 | 658 | 3 | 5,700 |

Note: Intent to graduate data is refreshed every morning at 8 A.M. Active Students defined as students who have had enrollment in any of the last three major terms including the current term.

IKM43964. Source: PeopleSoft. Institutional Knowledge Management

Report Generated: 10/12/2018

Potential Degrees Granted by College
Based on Students Filing an Intent to Graduate

| Expected Graduate Term | | Degree Level | | | | Total |
|------------------------|--------------------------------|--------------|------------|------------|------------|--------------|
| | | Bachelor | Doctoral | Master's | Specialist | |
| Fall 2018 | College of Arts & Humanities | 317 | 3 | 16 | . | 336 |
| | College of Business Adm | 779 | 1 | 104 | . | 884 |
| | College of Cmty Innov & Educ | 707 | 12 | 202 | 3 | 924 |
| | College of Engr & Comp Sci | 515 | 49 | 128 | . | 692 |
| | College of Graduate Studies | . | . | 14 | . | 14 |
| | College of Health Prof & Sci | 545 | . | 45 | . | 590 |
| | College of Medicine | 170 | 3 | 14 | . | 187 |
| | College of Nursing | 148 | 7 | 25 | . | 180 |
| | College of Optics & Photonics | 5 | 3 | 8 | . | 16 |
| | College of Sciences | 786 | 23 | 25 | . | 834 |
| | College of Undergrad Studies | 265 | . | . | . | 265 |
| | Nicholson Schl of Comm & Media | 370 | . | 45 | . | 415 |
| | Rosen College Hospitality Mgmt | 330 | 1 | 32 | . | 363 |
| | Total (ALL) | 4,937 | 102 | 658 | 3 | 5,700 |

Note: Intent to graduate data is refreshed every morning at 8 A.M. Active Students defined as students who have had enrollment in any of the last three major terms including the current term.

IKM43964. Source: PeopleSoft. Institutional Knowledge Management

Report Generated: 10/12/2018

Thank you! Questions?

Carlos Piemonti, MBA

Decision Support Developer
Institutional Knowledge Management
University of Central Florida

Carlos.Piemonti@ucf.edu
ucf.edu



SESUG 2018



St. Pete Beach, FL
October 14-17