


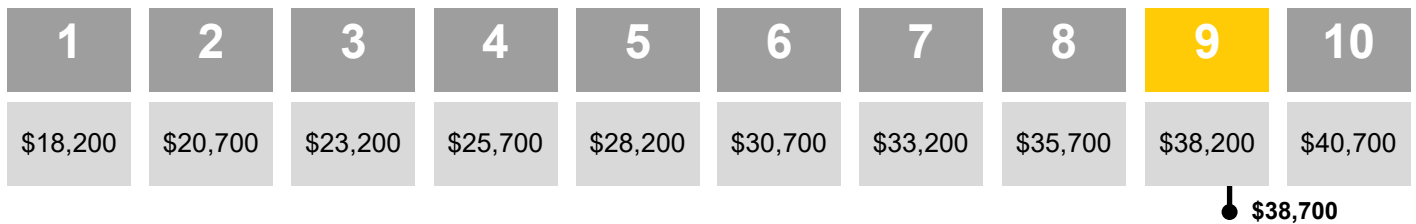
# Performance Based Funding Metrics 2018-19



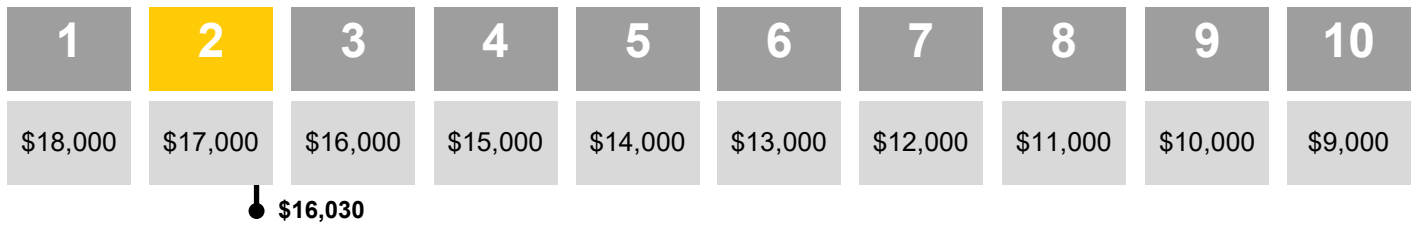
## 1 Percent of bachelor's graduates employed (\$25,000+) and/or continuing their education 1 yr after graduation



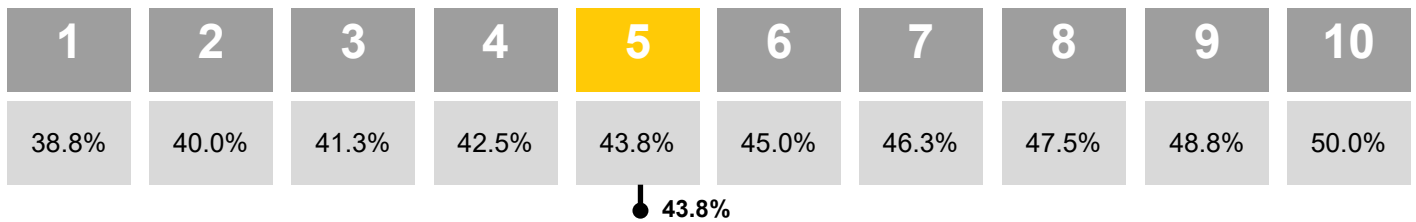
## 2 Median wages of bachelor's graduates employed full-time 1 yr after graduation




## 3 Net tuition and fees per 120 credit hours



## 4 Four year graduation rate (full-time FTIC)




## 5 Academic progress rate (2nd year retention with GPA above 2.0)




# Performance Based Funding Metrics 2018-19




## 6 Bachelor's degrees awarded in areas of strategic emphasis (includes STEM)




## 7 University access rate (percent of undergraduates with a Pell grant)



## 8 Graduate degrees awarded in areas of strategic emphasis (includes STEM)



## 9 Percent of bachelor's degrees without excess hours



## 10 Number of bachelor's degrees awarded annually

