


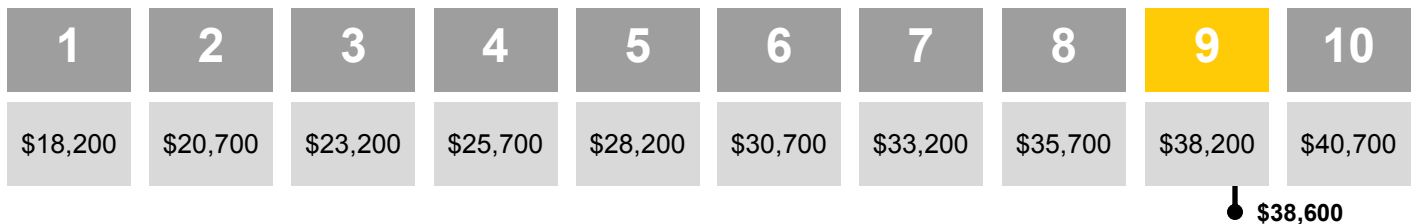
Performance Based Funding Metrics 2017-18



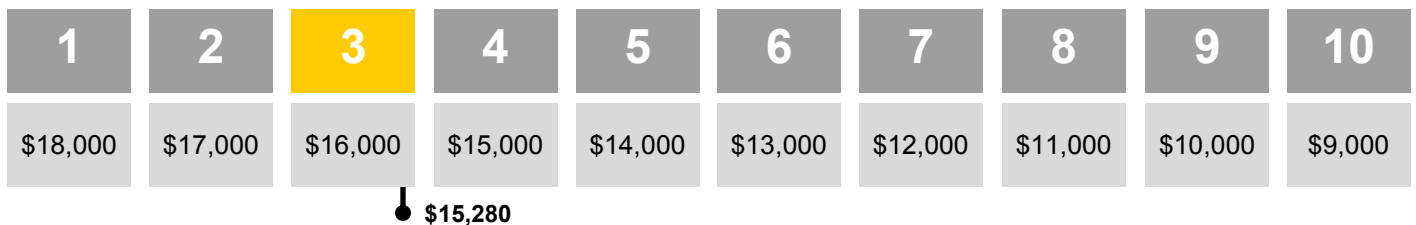
1 Percent of bachelor's graduates employed (\$25,000+) and/or continuing their education 1 yr after graduation



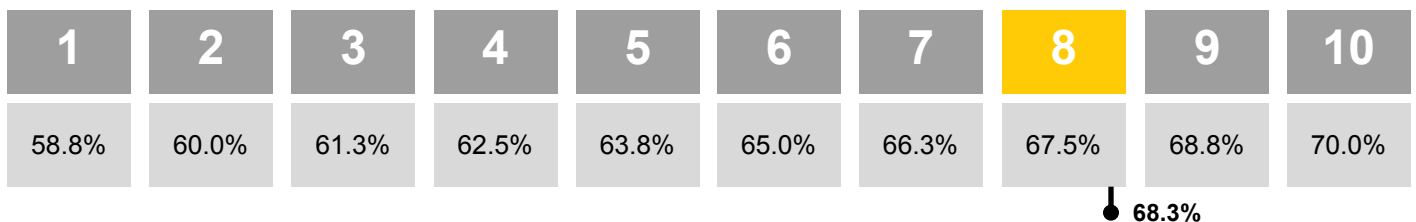
2 Median wages of bachelor's graduates employed full-time 1 yr after graduation



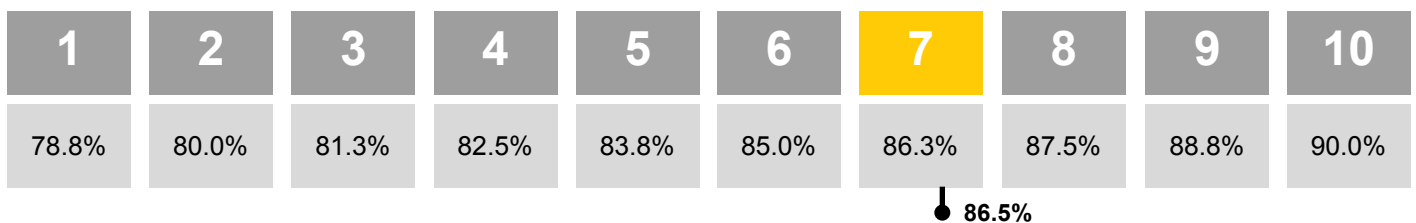
3 Net tuition and fees per 120 credit hours



4 Six year graduation rate (full-time and part-time FTIC)




5 Academic progress rate (2nd year retention with GPA above 2.0)




Performance Based Funding Metrics 2017-18




6 Bachelor's degrees awarded in areas of strategic emphasis (includes STEM)




7 University access rate (percent of undergraduates with a Pell grant)



8 Graduate degrees awarded in areas of strategic emphasis (includes STEM)



9 Percent of bachelor's degrees without excess hours



10 Number of bachelor's degrees awarded annually

