

**Institution: University of Central Florida (132903)**

**User ID: P1329031**

**Completions Overview**

Welcome to the IPEDS Completions survey component. The Completions component is one of several IPEDS components that is conducted during the Fall data collection period. It collects the number of degrees and certificates awarded by field of study, level of award, race/ethnicity, and gender. The reporting period for the Completions component is during the 12-month time period beginning July 1 of the previous calendar year and ending June 30 of the current calendar year; therefore, for this year's Completions component, the reporting period is between July 1, 2014 and June 30, 2015. The Completions component is also collecting the number of students (e.g., completers) who earned awards between July 1, 2014 and June 30, 2015.

**Completions Common Errors**

Some common completions component errors include the following:

- Including award levels on your current year Completions that were not reported on your previous year's (PY) Institutional Characteristics (IC). [Award levels in the PY IC component cannot be changed; therefore, contact the IPEDS Help Desk at 1-877-225-2568 if you need assistance.]
- Forgetting to select CIP codes for new programs of study that are offered by the institution, but do not have completions for the reporting period.
- Forgetting to enter in zero in at least one of the cells for CIP codes that do not have completions.

**Recent Changes**

- The following question on **distance education** has been added to the bottom of each individual "CIP Data" screen:  
"Is this program offered as a distance education program?"
- The following two screens, which collect data specifically on students were added to this component, beginning in the 2013-14 survey year:
  - **"All Completers"** - Collects the number of students who earned an award between July 1, 2014 and June 30, 2015 by gender and race/ethnicity. (The intent of this screen is to collect an **unduplicated count** of total numbers of completers.)
  - **"Completers by Level"** - Collects the number of students who earned an award between July 1, 2014 and June 30, 2015 by award level and 1) by gender; 2) by race/ethnicity; and 3) by age.
- The definition for Post-baccalaureate Certificate has changed slightly for the 2015-16 collection. The new definition is as follows: **An award that requires completion of an organized program of study beyond the bachelor's. It is designed for persons who have completed a baccalaureate degree, but does not meet the requirements of a master's degree.**

**NOTE: Even though Teacher Preparation certificate programs may require a bachelor's degree for admission, they are considered sub-baccalaureate undergraduate programs, and students in these programs are undergraduate students.**

**General Information**

CIP Codes:

The [CIP 2010 Website](#) includes a list of new CIP codes, a list of deleted CIP codes, a list of moved CIP Codes, and an online crosswalk of the 2000 CIP and 2010 CIP.

The Resources Page of the CIP 2010 website contains many valuable resources including:

- CIP 2010 Manual and copies of previous editions of the CIP Manual
- Crosswalk between the 2000 CIP codes and the 2010 CIP codes in Excel format

Keep in mind that some information provided by institutions on the Completions component appear in the [College Navigator](#), which is a major tool used by consumers searching for information about postsecondary education. It is therefore vitally important that you include accurate information about your institution.

Survey materials can be downloaded using the following link: [Survey Materials](#).

The prior year revision system can be accessed using the following link: [Prior Year Revision System](#)

**Completions CIP Data**

CIPCODE	Award Level	Major	Gender	Non Resident Alien	Hispanic / Latino	American Indian or Alaska Native	Asian	Black or African American	Native Hawaiian or Other Pacific Islander	White	Two or more Races	Race/ ethnicity unknown	Total	distance education program	
04.0201 Architecture	5 - Bachelor's degree	1	Men	1	6	0	0	0	0	10	0	0	17		
			Women	2	4	0	1	0	0	1	0	0	8		
			Total	3	10	0	1	0	0	11	0	0	25	No	
04.0301 City/Urban, Community and Regional Planning	7 - Master's degree	1	Men	0	2	0	0	1	0	1	0	1	5		
			Women	0	0	0	0	1	0	4	0	0	5		
			Total	0	2	0	0	2	0	5	0	1	10	No	
05.0107 Latin American Studies	5 - Bachelor's degree	1	Men	1	1	0	0	0	0	0	0	0	2		
			Women	1	1	0	0	0	0	0	0	0	0	2	
			Total	2	2	0	0	0	0	0	0	0	0	4	Yes
09.0101 Speech Communication and Rhetoric	5 - Bachelor's degree	1	Men	0	8	0	4	15	1	42	3	0	73		
			Women	3	50	0	4	20	0	113	12	1	203		
			Total	3	58	0	8	35	1	155	15	1	276	Yes	
09.0101 Speech Communication and Rhetoric	5 - Bachelor's degree	2	Men	0	0	0	0	0	0	0	0	0	0		
			Women	0	0	0	0	0	0	1	0	0	0	1	
			Total	0	0	0	0	0	0	1	0	0	0	1	Yes
09.0102 Mass Communication/Media Studies	7 - Master's degree	1	Men	1	0	0	1	1	0	3	0	1	7		
			Women	1	2	0	0	2	0	13	0	1	19		
			Total	2	2	0	1	3	0	16	0	2	26	No	
09.0401 Journalism	5 - Bachelor's degree	1	Men	0	3	0	0	0	0	6	0	0	9		
			Women	0	6	0	0	0	0	18	1	0	25		
			Total	0	9	0	0	0	0	24	1	0	34	No	
09.0701 Radio and Television	5 - Bachelor's degree	1	Men	1	12	0	2	2	0	27	0	0	44		
			Women	2	18	0	1	9	0	37	2	1	70		
			Total	3	30	0	3	11	0	64	2	1	114	No	
09.0701 Radio and Television	5 - Bachelor's degree	2	Men	0	0	0	0	0	0	1	0	0	1		
			Women	0	0	0	0	0	0	0	0	0	0	0	
			Total	0	0	0	0	0	0	1	0	0	0	1	No
09.0903 Advertising	5 - Bachelor's degree	1	Men	0	4	0	1	2	0	14	0	0	21		
			Women	0	23	1	1	8	0	48	2	0	83		
			Total	0	27	1	2	10	0	62	2	0	104	No	
09.0903 Advertising	5 - Bachelor's degree	2	Men	0	0	0	0	0	0	0	0	0	0		
			Women	0	0	0	0	0	0	0	0	0	0	0	
			Total	0	0	0	0	0	0	0	0	0	0	0	No
11.0101 Computer and Information Sciences, General	5 - Bachelor's degree	1	Men	2	19	0	6	4	0	105	5	2	143		
			Women	0	2	1	2	1	0	15	1	0	22		
			Total	2	21	1	8	5	0	120	6	2	165	No	
11.0101 Computer and Information Sciences, General	7 - Master's degree	1	Men	16	2	0	2	0	0	15	1	0	36		
			Women	4	0	0	0	0	0	1	0	0	5		
			Total	20	2	0	2	0	0	16	1	0	41	No	
11.0101 Computer and Information Sciences, General	17 - Doctor's degree - research / scholarship	1	Men	9	0	0	0	0	0	1	0	0	10		
			Women	1	0	0	0	0	0	1	0	1	3		
			Total	10	0	0	0	0	0	2	0	1	13	No	
11.0103		1	Men	4	18	0	16	17	0	69	2	2	128		

CIPCODE	Award Level	Major	Gender	Non Resident Alien	Hispanic / Latino	American Indian or Alaska Native	Asian	Black or African American	Native Hawaiian or Other Pacific Islander	White	Two or more Races	Race/ ethnicity unknown	Total	distance education program
Information Technology	5 - Bachelor's degree		Women	1	3	0	1	3	0	6	1	0	15	
			Total	5	21	0	17	20	0	75	3	2	143	No
11.0199 Computer and Information Sciences, Other	7 - Master's degree	1	Men	0	5	0	0	2	0	11	1	1	20	
			Women	1	0	0	0	2	0	10	0	0	13	
			Total	1	5	0	0	4	0	21	1	1	33	Yes
13.0101 Education, General	7 - Master's degree	1	Men	0	1	0	0	1	0	4	0	0	6	
			Women	0	0	0	1	2	0	8	0	3	14	
			Total	0	1	0	1	3	0	12	0	3	20	Yes
13.0101 Education, General	8 - Post-Master's certificates	1	Men	0	0	0	0	0	0	0	0	0	0	
			Women	0	0	0	0	1	0	0	0	0	1	
			Total	0	0	0	0	1	0	0	0	0	1	No
13.0101 Education, General	17 - Doctor's degree - research / scholarship	1	Men	3	1	0	2	1	0	12	0	1	20	
			Women	1	1	0	0	3	0	27	1	1	34	
			Total	4	2	0	2	4	0	39	1	2	54	No
13.0401 Educational Leadership and Administration, General	7 - Master's degree	1	Men	0	3	0	1	4	0	17	2	1	28	
			Women	0	15	0	3	11	0	46	1	4	80	
			Total	0	18	0	4	15	0	63	3	5	108	Yes
13.0401 Educational Leadership and Administration, General	8 - Post-Master's certificates	1	Men	0	0	0	0	0	0	1	0	0	1	
			Women	0	2	0	0	0	0	3	1	0	6	
			Total	0	2	0	0	0	0	4	1	0	7	No
13.0401 Educational Leadership and Administration, General	17 - Doctor's degree - research / scholarship	1	Men	0	0	0	0	0	0	12	0	1	13	
			Women	0	0	0	0	0	0	9	0	1	10	
			Total	0	0	0	0	0	0	21	0	2	23	No
13.0404 Educational, Instructional, and Curriculum Supervision	7 - Master's degree	1	Men	0	0	0	0	0	0	2	0	0	2	
			Women	0	0	0	0	2	0	12	0	1	15	
			Total	0	0	0	0	2	0	14	0	1	17	No
13.0501 Educational/Instructional Technology	7 - Master's degree	1	Men	0	1	0	0	0	0	7	0	5	13	
			Women	0	0	0	1	3	0	21	1	1	27	
			Total	0	1	0	1	3	0	28	1	6	40	Yes
13.1001 Special Education and Teaching, General	5 - Bachelor's degree	1	Men	0	0	0	0	0	0	0	0	0	0	
			Women	0	2	0	0	0	0	9	0	0	11	
			Total	0	2	0	0	0	0	9	0	0	11	No
13.1001 Special Education and Teaching, General	7 - Master's degree	1	Men	0	0	0	0	1	0	2	0	0	3	
			Women	0	6	0	0	1	0	30	0	1	38	
			Total	0	6	0	0	2	0	32	0	1	41	Yes
13.1101 Counselor Education/School Counseling and Guidance Services	7 - Master's degree	1	Men	0	3	0	1	1	0	5	0	2	12	
			Women	0	4	0	4	4	0	33	3	8	56	
			Total	0	7	0	5	5	0	38	3	10	68	No
13.1202 Elementary Education and Teaching	5 - Bachelor's degree	1	Men	0	1	0	0	0	0	15	4	0	20	
			Women	0	49	1	3	18	0	261	8	2	342	
			Total	0	50	1	3	18	0	276	12	2	362	No
13.1202 Elementary Education and Teaching	7 - Master's degree	1	Men	0	1	0	0	0	0	1	0	0	2	
			Women	0	4	0	1	5	0	15	0	1	26	
			Total	0	5	0	1	5	0	16	0	1	28	No

CIPCODE	Award Level	Major	Gender	Non Resident Alien	Hispanic / Latino	American Indian or Alaska Native	Asian	Black or African American	Native Hawaiian or Other Pacific Islander	White	Two or more Races	Race/ ethnicity unknown	Total	distance education program
13.1210 Early Childhood Education and Teaching	5 - Bachelor's degree	1	Men	0	0	0	0	0	0	1	0	0	1	
			Women	0	18	0	3	3	0	66	2	0	92	
			Total	0	18	0	3	3	0	67	2	0	93	No
13.1210 Early Childhood Education and Teaching	7 - Master's degree	1	Men	0	0	0	0	0	0	0	0	0	0	
			Women	0	1	0	0	1	0	1	0	1	4	
			Total	0	1	0	0	1	0	1	0	1	4	No
13.1299 Teacher Education and Professional Development, Specific Levels and Methods, Other	7 - Master's degree	1	Men	0	0	0	0	0	0	1	0	0	1	
			Women	0	0	0	0	0	0	3	0	0	3	
			Total	0	0	0	0	0	0	4	0	0	4	No
13.1302 Art Teacher Education	5 - Bachelor's degree	1	Men	0	0	0	0	0	0	0	0	0	0	
			Women	0	2	0	0	0	0	7	1	0	10	
			Total	0	2	0	0	0	0	7	1	0	10	No
13.1302 Art Teacher Education	7 - Master's degree	1	Men	0	0	0	0	0	0	0	0	0	0	
			Women	0	0	0	0	0	0	0	0	0	0	
			Total	0	0	0	0	0	0	0	0	0	0	No
13.1305 English/Language Arts Teacher Education	5 - Bachelor's degree	1	Men	0	1	0	0	1	0	7	1	0	10	
			Women	0	3	0	1	2	0	21	0	0	27	
			Total	0	4	0	1	3	0	28	1	0	37	No
13.1305 English/Language Arts Teacher Education	7 - Master's degree	1	Men	0	0	0	0	0	0	0	0	0	0	
			Women	0	0	0	0	0	0	0	0	0	0	
			Total	0	0	0	0	0	0	0	0	0	0	No
13.1306 Foreign Language Teacher Education	5 - Bachelor's degree	1	Men	0	0	0	0	0	0	0	0	0	0	
			Women	0	1	0	0	0	0	1	0	0	2	
			Total	0	1	0	0	0	0	1	0	0	2	No
13.1306 Foreign Language Teacher Education	5 - Bachelor's degree	2	Men	0	0	0	0	0	0	0	0	0	0	
			Women	0	0	0	0	0	0	0	0	0	0	
			Total	0	0	0	0	0	0	0	0	0	0	No
13.1311 Mathematics Teacher Education	5 - Bachelor's degree	1	Men	0	2	0	0	0	0	1	1	0	4	
			Women	0	1	0	0	1	0	10	0	0	12	
			Total	0	3	0	0	1	0	11	1	0	16	No
13.1311 Mathematics Teacher Education	7 - Master's degree	1	Men	0	0	0	0	0	0	0	0	0	0	
			Women	0	1	0	0	0	0	0	0	0	1	
			Total	0	1	0	0	0	0	0	0	0	1	No
13.1312 Music Teacher Education	5 - Bachelor's degree	1	Men	0	2	0	0	0	0	5	0	0	7	
			Women	0	0	0	0	1	0	7	0	0	8	
			Total	0	2	0	0	1	0	12	0	0	15	No
13.1314 Physical Education Teaching and Coaching	5 - Bachelor's degree	1	Men	1	30	0	3	26	2	122	6	0	190	
			Women	1	21	0	3	10	0	69	5	1	110	
			Total	2	51	0	6	36	2	191	11	1	300	No
13.1314 Physical Education Teaching and Coaching	7 - Master's degree	1	Men	0	4	0	0	3	0	9	0	2	18	
			Women	1	3	0	0	1	0	7	0	0	12	
			Total	1	7	0	0	4	0	16	0	2	30	No
13.1315 Reading Teacher Education	7 - Master's degree	1	Men	0	0	0	0	0	0	0	0	0		
			Women	0	4	0	0	3	0	22	1	1	31	



CIPCODE	Award Level	Major	Gender	Non Resident Alien	Hispanic / Latino	American Indian or Alaska Native	Asian	Black or African American	Native Hawaiian or Other Pacific Islander	White	Two or more Races	Race/ ethnicity unknown	Total	distance education program
Civil Engineering, General	5 - Bachelor's degree		Women	0	0	0	0	0	0	0	0	0	0	
			Total	0	0	0	0	0	0	0	0	0	0	No
14.0803 Structural Engineering	5 - Bachelor's degree	1	Men	0	7	0	2	0	0	1	0	0	10	
			Women	0	1	0	0	0	0	0	0	0	1	
			Total	0	8	0	2	0	0	1	0	0	11	No
14.0803 Structural Engineering	5 - Bachelor's degree	2	Men	0	0	0	0	0	0	0	0	0	0	
			Women	0	0	0	0	0	0	0	0	0	0	
			Total	0	0	0	0	0	0	0	0	0	0	No
14.0901 Computer Engineering, General	5 - Bachelor's degree	1	Men	2	28	0	11	6	0	49	0	0	96	
			Women	0	1	0	0	0	0	4	0	0	5	
			Total	2	29	0	11	6	0	53	0	0	101	No
14.0901 Computer Engineering, General	7 - Master's degree	1	Men	5	0	0	1	0	0	5	0	1	12	
			Women	4	0	0	1	0	0	1	0	0	6	
			Total	9	0	0	2	0	0	6	0	1	18	No
14.0901 Computer Engineering, General	17 - Doctor's degree - research / scholarship	1	Men	2	0	0	0	0	0	0	0	0	2	
			Women	0	0	0	0	0	0	0	0	0	0	
			Total	2	0	0	0	0	0	0	0	0	2	No
14.1001 Electrical and Electronics Engineerin	5 - Bachelor's degree	1	Men	2	33	0	11	8	0	67	0	6	127	
			Women	0	1	0	4	0	0	7	0	0	12	
			Total	2	34	0	15	8	0	74	0	6	139	No
14.1001 Electrical and Electronics Engineerin	7 - Master's degree	1	Men	21	2	0	3	0	0	11	0	3	40	
			Women	4	0	0	0	0	0	1	0	0	5	
			Total	25	2	0	3	0	0	12	0	3	45	No
14.1001 Electrical and Electronics Engineerin	17 - Doctor's degree - research / scholarship	1	Men	7	0	0	0	0	0	4	0	0	11	
			Women	2	0	0	0	0	0	1	0	0	3	
			Total	9	0	0	0	0	0	5	0	0	14	No
14.1003 Laser and Optical Engineering	5 - Bachelor's degree	1	Men	0	1	0	0	0	0	0	0	0	1	
			Women	0	0	0	0	0	0	0	0	0	0	
			Total	0	1	0	0	0	0	0	0	0	1	No
14.1003 Laser and Optical Engineering	7 - Master's degree	1	Men	10	1	0	1	0	0	2	0	0	14	
			Women	0	0	0	0	0	0	1	0	1	2	
			Total	10	1	0	1	0	0	3	0	1	16	No
14.1003 Laser and Optical Engineering	17 - Doctor's degree - research / scholarship	1	Men	12	0	0	0	1	0	6	0	0	19	
			Women	3	0	0	0	0	0	0	0	0	3	
			Total	15	0	0	0	1	0	6	0	0	22	No
14.1401 Environmental/Environmental Health Engineering	5 - Bachelor's degree	1	Men	1	7	1	0	1	1	16	0	0	27	
			Women	2	4	0	0	1	0	15	1	0	23	
			Total	3	11	1	0	2	1	31	1	0	50	No
14.1401 Environmental/Environmental Health Engineering	7 - Master's degree	1	Men	1	1	0	0	0	0	2	0	0	4	
			Women	0	0	0	0	0	0	4	1	0	5	
			Total	1	1	0	0	0	0	6	1	0	9	Yes
14.1401 Environmental/Environmental Health Engineering		1	Men	2	0	0	0	0	0	2	0	0	4	
			Women	0	1	0	0	0	0	0	0	0	1	
			Total	2	1	0	0	0	0	2	0	0	5	No







CIPCODE	Award Level	Major	Gender	Non Resident Alien	Hispanic / Latino	American Indian or Alaska Native	Asian	Black or African American	Native Hawaiian or Other Pacific Islander	White	Two or more Races	Race/ ethnicity unknown	Total	distance education program
Humanities/Humanistic Studies	5 - Bachelor's degree		Women	0	0	0	0	0	0	1	0	0	1	
			Total	0	0	0	0	0	0	1	0	0	1	No
26.0101 Biology/Biological Sciences, General	5 - Bachelor's degree	1	Men	1	22	0	14	9	0	73	3	1	123	
			Women	1	51	1	17	12	0	90	3	0	175	
			Total	2	73	1	31	21	0	163	6	1	298	No
26.0101 Biology/Biological Sciences, General	7 - Master's degree	1	Men	0	0	0	0	0	0	3	0	0	3	
			Women	0	0	0	1	0	0	4	0	0	5	
			Total	0	0	0	1	0	0	7	0	0	8	No
26.0101 Biology/Biological Sciences, General	5 - Bachelor's degree	2	Men	0	0	0	0	0	0	0	0	0	0	
			Women	0	0	0	0	0	0	1	0	0	1	
			Total	0	0	0	0	0	0	1	0	0	1	No
26.0102 Biomedical Sciences, General	5 - Bachelor's degree	1	Men	0	27	0	21	10	0	56	8	1	123	
			Women	2	23	0	22	16	0	52	1	1	117	
			Total	2	50	0	43	26	0	108	9	2	240	No
26.0102 Biomedical Sciences, General	7 - Master's degree	1	Men	0	1	0	0	0	0	3	0	0	4	
			Women	1	1	0	0	1	0	3	0	0	6	
			Total	1	2	0	0	1	0	6	0	0	10	No
26.0102 Biomedical Sciences, General	17 - Doctor's degree - research / scholarship	1	Men	2	0	0	0	0	0	2	0	0	4	
			Women	1	1	0	0	0	0	3	0	0	5	
			Total	3	1	0	0	0	0	5	0	0	9	No
26.0102 Biomedical Sciences, General	5 - Bachelor's degree	2	Men	0	2	0	0	0	0	5	1	0	8	
			Women	0	0	0	0	1	0	2	0	0	3	
			Total	0	2	0	0	1	0	7	1	0	11	No
26.0503 Medical Microbiology and Bacteriology	5 - Bachelor's degree	1	Men	0	6	0	8	4	0	22	1	0	41	
			Women	1	8	0	11	8	0	26	1	1	56	
			Total	1	14	0	19	12	0	48	2	1	97	No
26.0503 Medical Microbiology and Bacteriology	7 - Master's degree	1	Men	0	0	0	0	0	0	0	0	0	0	
			Women	0	0	0	0	0	0	0	0	0	0	
			Total	0	0	0	0	0	0	0	0	0	0	No
26.0503 Medical Microbiology and Bacteriology	5 - Bachelor's degree	2	Men	0	0	0	0	0	0	0	0	0	0	
			Women	0	0	0	0	0	0	1	0	0	1	
			Total	0	0	0	0	0	0	1	0	0	1	No
26.1201 Biotechnology	5 - Bachelor's degree	1	Men	0	4	0	3	1	0	10	1	0	19	
			Women	0	2	0	0	1	0	6	1	0	10	
			Total	0	6	0	3	2	0	16	2	0	29	No
26.1201 Biotechnology	7 - Master's degree	1	Men	2	1	0	0	1	0	1	0	1	6	
			Women	1	0	1	0	0	0	1	0	0	3	
			Total	3	1	1	0	1	0	2	0	1	9	No
26.1201 Biotechnology	5 - Bachelor's degree	2	Men	0	1	0	0	0	0	2	0	0	3	
			Women	0	1	0	1	0	0	1	0	0	3	
			Total	0	2	0	1	0	0	3	0	0	6	No
26.1307 Conservation Biology	7 - Master's degree	1	Men	0	0	0	0	0	0	1	1	0	2	
			Women	0	0	0	0	0	0	3	0	0	3	
			Total	0	0	0	0	0	0	4	1	0	5	No
26.1307			Men	0	0	0	0	0	0	1	0	0	1	

CIPCODE	Award Level	Major	Gender	Non Resident Alien	Hispanic / Latino	American Indian or Alaska Native	Asian	Black or African American	Native Hawaiian or Other Pacific Islander	White	Two or more Races	Race/ ethnicity unknown	Total	distance education program	
Conservation Biology	17 - Doctor's degree - research / scholarship	1	Women	0	0	0	0	0	0	2	0	0	2		
			Total	0	0	0	0	0	0	3	0	0	3	No	
27.0101 Mathematics, General	5 - Bachelor's degree	1	Men	0	2	0	1	1	0	16	0	0	20		
			Women	0	1	0	1	0	0	6	0	0	8		
			Total	0	3	0	2	1	0	22	0	0	28	No	
27.0301 Applied Mathematics, General	7 - Master's degree	1	Men	2	0	0	0	0	0	5	0	0	7		
			Women	1	0	0	0	0	0	1	0	0	2		
			Total	3	0	0	0	0	0	6	0	0	9	No	
27.0301 Applied Mathematics, General	17 - Doctor's degree - research / scholarship	1	Men	2	1	0	0	0	0	2	0	0	5		
			Women	1	0	0	0	0	0	1	0	0	2		
			Total	3	1	0	0	0	0	3	0	0	7	No	
27.0501 Statistics, General	5 - Bachelor's degree	1	Men	0	2	0	3	1	0	9	0	1	16		
			Women	0	0	0	1	1	0	5	0	1	8		
			Total	0	2	0	4	2	0	14	0	2	24	No	
27.0501 Statistics, General	7 - Master's degree	1	Men	4	0	0	1	1	0	8	0	0	14		
			Women	8	1	0	0	0	0	2	0	0	11		
			Total	12	1	0	1	1	0	10	0	0	25	No	
27.0501 Statistics, General	5 - Bachelor's degree	2	Men	0	0	0	0	0	0	0	0	0	0		
			Women	0	1	0	0	0	0	0	0	0	0	1	
			Total	0	1	0	0	0	0	0	0	0	0	1	No
30.0000 Multi-/Interdisciplinary Studies, General	5 - Bachelor's degree	1	Men	0	45	1	5	23	1	134	4	2	215		
			Women	6	68	0	7	66	0	245	9	4	405		
			Total	6	113	1	12	89	1	379	13	6	620	Yes	
30.0000 Multi-/Interdisciplinary Studies, General	7 - Master's degree	1	Men	0	0	0	0	0	0	2	0	1	3		
			Women	0	0	0	0	0	0	0	1	0	1		
			Total	0	0	0	0	0	0	2	1	1	4	No	
30.0601 Systems Science and Theory	7 - Master's degree	1	Men	4	4	0	1	0	0	11	0	3	23		
			Women	0	2	0	0	1	1	0	1	0	5		
			Total	4	6	0	1	1	1	11	1	3	28	No	
30.0601 Systems Science and Theory	17 - Doctor's degree - research / scholarship	1	Men	0	1	0	1	1	0	3	0	0	6		
			Women	0	0	0	1	0	0	1	0	0	2		
			Total	0	1	0	2	1	0	4	0	0	8	No	
30.2001 International/Global Studies	5 - Bachelor's degree	1	Men	1	7	0	0	2	0	10	2	0	22		
			Women	0	11	0	1	2	0	16	1	0	31		
			Total	1	18	0	1	4	0	26	3	0	53	Yes	
30.2001 International/Global Studies	5 - Bachelor's degree	2	Men	0	0	0	0	1	0	0	0	0	1		
			Women	0	0	0	0	0	0	0	0	0	0		
			Total	0	0	0	0	1	0	0	0	0	1	Yes	
31.0504 Sport and Fitness Administration/Management	7 - Master's degree	1	Men	2	0	0	0	2	0	7	0	0	11		
			Women	1	2	0	0	0	0	9	0	1	13		
			Total	3	2	0	0	2	0	16	0	1	24	No	
38.0101 Philosophy	5 - Bachelor's degree	1	Men	0	5	0	0	0	0	6	0	1	12		
			Women	0	1	0	2	0	0	5	0	0	8		

CIPCODE	Award Level	Major	Gender	Non Resident Alien	Hispanic / Latino	American Indian or Alaska Native	Asian	Black or African American	Native Hawaiian or Other Pacific Islander	White	Two or more Races	Race/ ethnicity unknown	Total	distance education program
38.0101 Philosophy	5 - Bachelor's degree	2	Total	0	6	0	2	0	0	11	0	1	20	No
			Men	0	0	0	0	0	0	0	0	0	0	
			Women	0	1	0	0	0	0	0	0	0	0	1
38.0201 Religion/Religious Studies	5 - Bachelor's degree	1	Total	0	1	0	0	0	0	0	0	0	1	No
			Men	0	0	0	0	0	0	1	0	0	1	
			Women	0	2	0	0	0	0	4	0	0	6	
38.0201 Religion/Religious Studies	5 - Bachelor's degree	2	Total	0	2	0	0	0	0	5	0	0	7	Yes
			Men	0	0	0	0	0	0	0	0	0	0	
			Women	0	0	0	0	0	0	2	0	0	2	
40.0501 Chemistry, General	5 - Bachelor's degree	1	Total	0	0	0	0	0	0	2	0	0	2	Yes
			Men	0	3	0	0	1	0	6	2	0	12	
			Women	1	4	0	2	0	0	7	0	0	14	
40.0501 Chemistry, General	17 - Doctor's degree - research / scholarship	1	Total	1	7	0	2	1	0	13	2	0	26	No
			Men	6	0	0	1	0	0	1	0	0	8	
			Women	5	2	0	0	0	0	2	0	0	9	
40.0599 Chemistry, Other	7 - Master's degree	1	Total	11	2	0	1	0	0	3	0	0	17	No
			Men	2	1	0	0	0	0	2	0	0	5	
			Women	3	0	0	0	0	0	1	0	0	4	
40.0801 Physics, General	5 - Bachelor's degree	1	Total	5	1	0	0	0	0	3	0	0	9	No
			Men	0	6	0	1	1	0	16	1	0	25	
			Women	0	0	0	0	0	0	1	0	0	1	
40.0801 Physics, General	7 - Master's degree	1	Total	0	6	0	1	1	0	17	1	0	26	No
			Men	2	0	0	0	0	0	0	0	0	2	
			Women	2	0	0	0	0	0	0	0	0	2	
40.0801 Physics, General	17 - Doctor's degree - research / scholarship	1	Total	4	0	0	0	0	0	0	0	0	4	No
			Men	13	1	0	0	0	0	4	0	0	18	
			Women	1	0	0	0	0	0	2	0	0	3	
42.0101 Psychology, General	5 - Bachelor's degree	1	Total	14	1	0	0	0	0	6	0	0	21	No
			Men	3	65	0	10	32	0	139	7	3	259	
			Women	5	224	3	32	105	4	507	22	2	904	
42.0101 Psychology, General	7 - Master's degree	1	Total	8	289	3	42	137	4	646	29	5	1163	Yes
			Men	0	0	0	0	0	0	1	0	0	1	
			Women	0	0	0	0	0	0	1	0	0	1	
42.0101 Psychology, General	17 - Doctor's degree - research / scholarship	1	Total	0	0	0	0	0	0	2	0	0	2	No
			Men	0	2	0	0	0	0	5	1	0	8	
			Women	0	1	0	0	0	0	10	0	0	11	
42.0101 Psychology, General	5 - Bachelor's degree	2	Total	0	3	0	0	0	0	15	1	0	19	No
			Men	0	0	0	0	0	0	0	0	0	0	
			Women	0	1	0	0	0	0	0	0	0	1	
42.2801 Clinical Psychology	7 - Master's degree	1	Total	0	1	0	0	0	0	0	0	0	1	Yes
			Men	0	0	0	0	0	0	3	0	0	3	
			Women	0	3	0	1	1	0	12	2	0	19	
42.2804		1	Total	0	3	0	1	1	0	15	2	0	22	No
			Men	0	2	0	0	0	0	9	0	0	11	

CIPCODE	Award Level	Major	Gender	Non Resident Alien	Hispanic / Latino	American Indian or Alaska Native	Asian	Black or African American	Native Hawaiian or Other Pacific Islander	White	Two or more Races	Race/ ethnicity unknown	Total	distance education program
Industrial and Organizational Psychology	7 - Master's degree		Women	0	2	0	0	1	0	5	0	0	8	
			Total	0	4	0	0	1	0	14	0	0	19	No
42.2805 School Psychology	8 - Post-Master's certificates	1	Men	0	1	0	0	0	0	0	0	0	1	
			Women	0	2	0	1	0	5	0	1	9		
			Total	0	3	0	1	0	5	0	1	10	No	
43.0104 Criminal Justice/Safety Studies	5 - Bachelor's degree	1	Men	0	57	1	6	26	1	159	5	0	255	
			Women	1	42	1	3	42	0	97	6	1	193	
			Total	1	99	2	9	68	1	256	11	1	448	Yes
43.0104 Criminal Justice/Safety Studies	7 - Master's degree	1	Men	1	2	0	0	5	0	20	0	2	30	
			Women	1	11	0	2	11	0	23	0	3	51	
			Total	2	13	0	2	16	0	43	0	5	81	Yes
43.0104 Criminal Justice/Safety Studies	5 - Bachelor's degree	2	Men	0	0	0	0	1	0	0	0	0	1	
			Women	0	0	0	0	0	0	2	0	0	2	
			Total	0	0	0	0	1	0	2	0	0	3	Yes
43.0106 Forensic Science and Technology	5 - Bachelor's degree	1	Men	0	2	0	0	0	0	6	0	0	8	
			Women	0	4	0	0	2	0	13	0	0	19	
			Total	0	6	0	0	2	0	19	0	0	27	No
43.0106 Forensic Science and Technology	7 - Master's degree	1	Men	0	0	0	0	0	0	0	0	1	1	
			Women	0	2	0	0	0	0	1	0	0	3	
			Total	0	2	0	0	0	0	1	0	1	4	Yes
44.0401 Public Administration	5 - Bachelor's degree	1	Men	0	3	0	0	6	0	18	0	0	27	
			Women	0	8	0	2	7	1	21	0	0	39	
			Total	0	11	0	2	13	1	39	0	0	66	No
44.0401 Public Administration	7 - Master's degree	1	Men	1	7	0	0	0	0	8	0	1	17	
			Women	1	5	0	3	8	0	12	1	3	33	
			Total	2	12	0	3	8	0	20	1	4	50	No
44.0401 Public Administration	5 - Bachelor's degree	2	Men	0	0	0	0	0	0	0	0	0	0	
			Women	0	0	0	0	0	0	0	0	0	0	
			Total	0	0	0	0	0	0	0	0	0	0	No
44.0701 Social Work	5 - Bachelor's degree	1	Men	0	3	0	0	1	0	3	1	0	8	
			Women	1	39	0	4	42	0	41	10	1	138	
			Total	1	42	0	4	43	0	44	11	1	146	No
44.0701 Social Work	7 - Master's degree	1	Men	1	6	0	0	3	0	13	1	4	28	
			Women	0	31	0	2	24	0	73	3	10	143	
			Total	1	37	0	2	27	0	86	4	14	171	Yes
44.0701 Social Work	5 - Bachelor's degree	2	Men	0	0	0	0	0	0	0	0	0	0	
			Women	0	0	0	0	0	0	0	0	0	0	
			Total	0	0	0	0	0	0	0	0	0	0	No
44.9999 Public Administration and Social Service Professions, Other	7 - Master's degree	1	Men	0	0	0	0	1	0	1	0	0	2	
			Women	0	1	0	1	2	0	8	0	1	13	
			Total	0	1	0	1	3	0	9	0	1	15	Yes
44.9999 Public Administration and Social Service Professions, Other	17 - Doctor's degree - research / scholarship	1	Men	3	0	0	0	0	0	2	0	0	5	
			Women	0	0	0	1	0	0	5	1	0	7	
			Total	3	0	0	1	0	0	7	1	0	12	No
45.0101		1	Men	0	1	0	0	0	0	4	0	0	5	

CIPCODE	Award Level	Major	Gender	Non Resident Alien	Hispanic / Latino	American Indian or Alaska Native	Asian	Black or African American	Native Hawaiian or Other Pacific Islander	White	Two or more Races	Race/ ethnicity unknown	Total	distance education program
Social Sciences, General	5 - Bachelor's degree		Women	0	1	0	0	1	0	8	2	0	12	
			Total	0	2	0	0	1	0	12	2	0	17	No
45.0201 Anthropology	5 - Bachelor's degree	1	Men	0	5	0	0	2	0	18	0	0	25	
			Women	0	14	0	3	5	0	62	0	0	84	
			Total	0	19	0	3	7	0	80	0	0	109	Yes
45.0201 Anthropology	7 - Master's degree	1	Men	0	4	0	0	0	0	1	0	0	5	
			Women	0	1	0	0	0	0	8	0	0	9	
			Total	0	5	0	0	0	0	9	0	0	14	No
45.0201 Anthropology	5 - Bachelor's degree	2	Men	0	0	0	0	0	0	0	0	0	0	
			Women	0	1	0	0	0	0	0	0	0	1	
			Total	0	1	0	0	0	0	0	0	0	1	Yes
45.0601 Economics, General	5 - Bachelor's degree	1	Men	1	4	0	0	4	0	21	0	0	30	
			Women	0	3	0	1	1	0	4	0	0	9	
			Total	1	7	0	1	5	0	25	0	0	39	No
45.0601 Economics, General	17 - Doctor's degree - research / scholarship	1	Men	0	0	0	0	0	0	0	0	0	0	
			Women	0	0	0	0	0	0	0	0	0	0	
			Total	0	0	0	0	0	0	0	0	0	0	No
45.0601 Economics, General	5 - Bachelor's degree	2	Men	0	0	0	0	0	0	1	0	0	1	
			Women	0	0	0	0	0	0	1	0	0	1	
			Total	0	0	0	0	0	0	2	0	0	2	No
45.1001 Political Science and Government, General	5 - Bachelor's degree	1	Men	1	36	0	9	15	1	99	8	1	170	
			Women	0	33	1	9	21	0	63	3	3	133	
			Total	1	69	1	18	36	1	162	11	4	303	Yes
45.1001 Political Science and Government, General	7 - Master's degree	1	Men	0	2	0	0	0	0	9	0	2	13	
			Women	0	2	1	0	0	0	6	0	1	10	
			Total	0	4	1	0	0	0	15	0	3	23	No
45.1001 Political Science and Government, General	5 - Bachelor's degree	2	Men	0	1	0	0	1	0	3	0	0	5	
			Women	0	0	0	0	0	0	1	0	0	1	
			Total	0	1	0	0	1	0	4	0	0	6	Yes
45.1101 Sociology	5 - Bachelor's degree	1	Men	0	9	0	0	10	1	12	0	0	32	
			Women	0	10	0	3	20	1	32	4	1	71	
			Total	0	19	0	3	30	2	44	4	1	103	Yes
45.1101 Sociology	7 - Master's degree	1	Men	0	0	0	0	0	0	0	0	0	0	
			Women	0	0	0	0	0	0	5	1	0	6	
			Total	0	0	0	0	0	0	5	1	0	6	No
45.1101 Sociology	17 - Doctor's degree - research / scholarship	1	Men	0	0	0	0	0	0	0	0	0	0	
			Women	0	0	0	0	0	0	3	0	0	3	
			Total	0	0	0	0	0	0	3	0	0	3	No
45.1101 Sociology	5 - Bachelor's degree	2	Men	0	0	0	0	0	0	0	0	0	0	
			Women	0	0	0	0	2	0	0	0	0	2	
			Total	0	0	0	0	2	0	0	0	0	2	Yes
50.0102 Digital Arts	5 - Bachelor's degree	1	Men	0	25	0	1	5	0	66	1	1	99	
			Women	1	8	0	4	2	0	13	0	1	29	
			Total	1	33	0	5	7	0	79	1	2	128	No

CIPCODE	Award Level	Major	Gender	Non Resident Alien	Hispanic / Latino	American Indian or Alaska Native	Asian	Black or African American	Native Hawaiian or Other Pacific Islander	White	Two or more Races	Race/ ethnicity unknown	Total	distance education program	
50.0102 Digital Arts	7 - Master's degree	1	Men	2	1	0	2	4	0	24	1	8	42		
			Women	0	1	0	2	3	0	5	0	2	13		
			Total	2	2	0	4	7	0	29	1	10	55	No	
50.0501 Drama and Dramatics/Theatre Arts, General	5 - Bachelor's degree	1	Men	0	5	0	0	6	0	12	1	0	24		
			Women	0	9	0	1	2	0	34	0	1	47		
			Total	0	14	0	1	8	0	46	1	1	71	No	
50.0501 Drama and Dramatics/Theatre Arts, General	7 - Master's degree	1	Men	0	0	0	0	0	0	3	0	0	3		
			Women	0	0	0	0	0	0	6	0	0	6		
			Total	0	0	0	0	0	0	9	0	0	9	No	
50.0501 Drama and Dramatics/Theatre Arts, General	5 - Bachelor's degree	2	Men	0	0	0	0	0	0	1	0	0	1		
			Women	0	0	0	0	0	0	1	0	0	1		
			Total	0	0	0	0	0	0	2	0	0	2	No	
50.0601 Film/Cinema/Video Studies	7 - Master's degree	1	Men	0	0	0	0	0	0	0	0	0	0		
			Women	0	0	0	0	0	0	0	0	0	0	0	
			Total	0	0	0	0	0	0	0	0	0	0	0	No
50.0602 Cinematography and Film/Video Production	5 - Bachelor's degree	1	Men	0	11	0	3	2	1	46	3	0	66		
			Women	0	7	0	1	3	0	16	2	2	31		
			Total	0	18	0	4	5	1	62	5	2	97	No	
50.0602 Cinematography and Film/Video Production	7 - Master's degree	1	Men	0	0	0	0	0	0	3	0	0	3		
			Women	0	1	0	0	0	0	1	0	0	2		
			Total	0	1	0	0	0	0	4	0	0	5	No	
50.0605 Photography	5 - Bachelor's degree	1	Men	0	0	0	1	0	0	10	0	0	11		
			Women	1	5	0	0	0	0	9	0	0	15		
			Total	1	5	0	1	0	0	19	0	0	26	No	
50.0701 Art/Art Studies, General	5 - Bachelor's degree	1	Men	0	2	0	1	4	0	11	1	1	20		
			Women	0	10	0	2	2	0	29	4	1	48		
			Total	0	12	0	3	6	0	40	5	2	68	No	
50.0702 Fine/Studio Arts, General	5 - Bachelor's degree	1	Men	0	13	0	2	4	0	32	2	0	53		
			Women	1	20	0	4	3	0	41	2	0	71		
			Total	1	33	0	6	7	0	73	4	0	124	No	
50.0702 Fine/Studio Arts, General	7 - Master's degree	1	Men	0	0	0	0	0	0	1	0	0	1		
			Women	3	0	0	0	0	0	0	0	0	3		
			Total	3	0	0	0	0	0	1	0	0	4	No	
50.0901 Music, General	7 - Master's degree	1	Men	0	0	0	0	0	0	2	0	0	2		
			Women	0	0	0	1	0	0	2	0	1	4		
			Total	0	0	0	1	0	0	4	0	1	6	No	
50.0903 Music Performance, General	5 - Bachelor's degree	1	Men	1	3	0	2	3	0	13	0	1	23		
			Women	1	2	0	1	1	0	7	0	0	12		
			Total	2	5	0	3	4	0	20	0	1	35	No	
51.0000 Health Services/Allied Health/Health Sciences, General	5 - Bachelor's degree	1	Men	0	29	0	20	18	1	91	1	1	161		
			Women	1	65	1	32	47	0	145	10	5	306		
			Total	1	94	1	52	65	1	236	11	6	467	No	
51.0000	7 - Master's degree	1	Men	0	2	0	3	7	0	22	1	6	41		
			Women	2	5	0	10	16	0	27	3	5	68		
			Total	2	7	0	13	23	0	49	4	11	109	Yes	

CIPCODE	Award Level	Major	Gender	Non Resident Alien	Hispanic / Latino	American Indian or Alaska Native	Asian	Black or African American	Native Hawaiian or Other Pacific Islander	White	Two or more Races	Race/ ethnicity unknown	Total	distance education program	
Health Services/Allied Health/Health Sciences, General															
51.0204 Audiology/Audiologist and Speech-Language Pathology/Pathologist	5 - Bachelor's degree	1	Men	0	2	0	1	3	0	6	0	0	12		
			Women	1	55	0	4	25	0	159	3	0	247		
			Total	1	57	0	5	28	0	165	3	0	259	No	
51.0204 Audiology/Audiologist and Speech-Language Pathology/Pathologist	7 - Master's degree	1	Men	0	1	0	0	0	0	1	0	0	2		
			Women	1	16	0	2	1	0	63	2	6	91		
			Total	1	17	0	2	1	0	64	2	6	93	No	
51.0701 Health/Health Care Administration/Management	5 - Bachelor's degree	1	Men	0	16	0	9	18	0	51	2	2	98		
			Women	1	63	1	18	72	1	130	11	5	302		
			Total	1	79	1	27	90	1	181	13	7	400	Yes	
51.0706 Health Information/Medical Records Administration/Administrator	5 - Bachelor's degree	1	Men	0	2	0	1	3	0	2	0	0	8		
			Women	0	7	0	6	9	1	11	1	1	36		
			Total	0	9	0	7	12	1	13	1	1	44	No	
51.0706 Health Information/Medical Records Administration/Administrator	7 - Master's degree	1	Men	0	1	0	2	2	0	4	0	0	9		
			Women	0	2	0	1	2	0	11	1	0	17		
			Total	0	3	0	3	4	0	15	1	0	26	Yes	
51.0913 Athletic Training/Trainer	5 - Bachelor's degree	1	Men	0	3	0	0	0	0	8	0	0	11		
			Women	0	3	0	0	1	0	8	0	0	12		
			Total	0	6	0	0	1	0	16	0	0	23	No	
51.0913 Athletic Training/Trainer	5 - Bachelor's degree	2	Men	0	0	0	0	0	0	0	0	0	0		
			Women	0	1	0	0	0	0	0	0	0	0	1	
			Total	0	1	0	0	0	0	0	0	0	0	1	No
51.1005 Clinical Laboratory Science/Medical Technology/Technologist	5 - Bachelor's degree	1	Men	0	3	0	1	0	0	4	0	1	9		
			Women	0	5	0	3	1	0	10	1	0	20		
			Total	0	8	0	4	1	0	14	1	1	29	No	
51.1201 Medicine	18 - Doctor's degree - professional practice	1	Men	0	1	1	8	2	0	24	1	1	38		
			Women	0	4	1	11	1	0	20	2	0	39		
			Total	0	5	2	19	3	0	44	3	1	77	No	
51.1505 Marriage and Family Therapy/Counseling	7 - Master's degree	1	Men	0	0	0	1	0	0	1	0	1	3		
			Women	1	3	0	1	4	0	9	0	4	22		
			Total	1	3	0	2	4	0	10	0	5	25	No	
51.2308 Physical Therapy/Therapist	18 - Doctor's degree - professional practice	1	Men	0	3	0	1	0	0	10	0	3	17		
			Women	0	5	0	0	0	0	21	0	4	30		
			Total	0	8	0	1	0	0	31	0	7	47	No	
51.3801 Registered Nursing/Registered Nurse	5 - Bachelor's degree	1	Men	0	16	0	3	12	1	57	4	1	94		
			Women	4	92	2	44	67	2	454	15	1	681		
			Total	4	108	2	47	79	3	511	19	2	775	Yes	
51.3801 Registered Nursing/Registered Nurse	7 - Master's degree	1	Men	0	1	0	0	1	0	5	0	2	9		
			Women	0	7	0	0	8	1	51	2	12	81		
			Total	0	8	0	0	9	1	56	2	14	90	Yes	

CIPCODE	Award Level	Major	Gender	Non Resident Alien	Hispanic / Latino	American Indian or Alaska Native	Asian	Black or African American	Native Hawaiian or Other Pacific Islander	White	Two or more Races	Race/ ethnicity unknown	Total	distance education program	
51.3808 Nursing Science	17 - Doctor's degree - research / scholarship	1	Men	0	0	0	0	0	0	0	0	0	0		
			Women	0	1	0	0	0	0	1	1	0	3		
			Total	0	1	0	0	0	0	1	1	0	3	No	
51.3818 Nursing Practice	18 - Doctor's degree - professional practice	1	Men	0	0	0	0	0	0	2	0	0	2		
			Women	0	0	0	0	2	0	9	0	0	11		
			Total	0	0	0	0	2	0	11	0	0	13	Yes	
52.0101 Business/Commerce, General	5 - Bachelor's degree	1	Men	1	22	0	6	10	1	91	2	1	134		
			Women	3	17	0	7	12	0	50	3	0	92		
			Total	4	39	0	13	22	1	141	5	1	226	No	
52.0101 Business/Commerce, General	7 - Master's degree	1	Men	4	11	0	4	6	1	63	0	7	96		
			Women	6	10	0	2	8	0	39	2	4	71		
			Total	10	21	0	6	14	1	102	2	11	167	No	
52.0101 Business/Commerce, General	5 - Bachelor's degree	2	Men	0	0	0	0	0	0	0	0	0	0		
			Women	0	0	0	0	0	0	0	0	0	0	0	
			Total	0	0	0	0	0	0	0	0	0	0	0	No
52.0201 Business Administration and Management, General	5 - Bachelor's degree	1	Men	5	38	0	10	12	2	114	5	5	191		
			Women	1	20	0	5	15	2	77	2	2	124		
			Total	6	58	0	15	27	4	191	7	7	315	No	
52.0201 Business Administration and Management, General	7 - Master's degree	1	Men	0	0	0	0	0	0	0	0	0	0		
			Women	0	0	0	0	0	0	0	0	0	0	0	
			Total	0	0	0	0	0	0	0	0	0	0	0	No
52.0201 Business Administration and Management, General	17 - Doctor's degree - research / scholarship	1	Men	0	0	0	1	1	0	3	0	0	5		
			Women	0	0	0	0	1	0	0	0	0	1		
			Total	0	0	0	1	2	0	3	0	0	6	No	
52.0201 Business Administration and Management, General	5 - Bachelor's degree	2	Men	0	0	0	0	1	0	4	0	0	5		
			Women	0	0	0	1	1	0	3	0	0	5		
			Total	0	0	0	1	2	0	7	0	0	10	No	
52.0206 Non-Profit/Public/Organizational Management	7 - Master's degree	1	Men	0	0	0	0	1	0	1	0	0	2		
			Women	0	2	0	0	5	0	22	1	2	32		
			Total	0	2	0	0	6	0	23	1	2	34	Yes	
52.0206 Non-Profit/Public/Organizational Management	7 - Master's degree	2	Men	0	0	0	0	0	0	0	0	0	0		
			Women	0	0	0	0	0	0	0	0	1	1		
			Total	0	0	0	0	0	0	0	0	1	1	Yes	
52.0301 Accounting	5 - Bachelor's degree	1	Men	4	41	0	9	16	0	115	6	1	192		
			Women	2	28	0	20	9	0	110	3	2	174		
			Total	6	69	0	29	25	0	225	9	3	366	No	
52.0301 Accounting	7 - Master's degree	1	Men	1	6	0	4	0	0	27	1	4	43		
			Women	0	3	0	2	3	0	19	0	0	27		
			Total	1	9	0	6	3	0	46	1	4	70	No	
52.0301 Accounting	5 - Bachelor's degree	2	Men	0	1	0	1	1	0	12	1	0	16		
			Women	0	1	0	0	0	0	4	0	0	5		
			Total	0	2	0	1	1	0	16	1	0	21	No	
52.0601	5 - Bachelor's degree	1	Men	0	12	1	4	2	0	17	1	0	37		
			Women	0	3	0	1	2	0	12	0	0	18		



CIPCODE	Award Level	Major	Gender	Non Resident Alien	Hispanic / Latino	American Indian or Alaska Native	Asian	Black or African American	Native Hawaiian or Other Pacific Islander	White	Two or more Races	Race/ ethnicity unknown	Total	distance education program
Business/Managerial Economics			Total	0	15	1	5	4	0	29	1	0	55	No
52.0601 Business/Managerial Economics	5 - Bachelor's degree	2	Men	0	0	0	0	0	0	0	0	0	0	
			Women	0	0	0	0	1	0	1	0	0	2	
			Total	0	0	0	0	1	0	1	0	0	2	No
52.0801 Finance, General	5 - Bachelor's degree	1	Men	5	67	0	25	17	2	187	6	5	314	
			Women	2	39	0	5	12	0	67	1	0	126	
			Total	7	106	0	30	29	2	254	7	5	440	No
52.0801 Finance, General	5 - Bachelor's degree	2	Men	1	7	0	1	0	0	25	0	0	34	
			Women	0	5	0	4	1	0	6	0	0	16	
			Total	1	12	0	5	1	0	31	0	0	50	No
52.0901 Hospitality Administration/Management, General	5 - Bachelor's degree	1	Men	2	30	0	12	8	0	108	3	0	163	
			Women	10	49	1	8	13	1	226	3	2	313	
			Total	12	79	1	20	21	1	334	6	2	476	No
52.0901 Hospitality Administration/Management, General	7 - Master's degree	1	Men	4	1	0	1	0	0	7	0	1	14	
			Women	8	0	0	1	1	0	5	1	6	22	
			Total	12	1	0	2	1	0	12	1	7	36	Yes
52.0901 Hospitality Administration/Management, General	5 - Bachelor's degree	2	Men	0	0	0	0	0	0	4	0	0	4	
			Women	0	1	0	2	1	0	10	0	0	14	
			Total	0	1	0	2	1	0	14	0	0	18	No
52.0905 Restaurant/Food Services Management	5 - Bachelor's degree	1	Men	0	4	0	1	0	1	9	1	0	16	
			Women	0	5	0	1	2	0	13	0	0	21	
			Total	0	9	0	2	2	1	22	1	0	37	No
52.0905 Restaurant/Food Services Management	5 - Bachelor's degree	2	Men	0	0	0	0	0	0	2	0	0	2	
			Women	0	0	0	1	0	0	3	0	0	4	
			Total	0	0	0	1	0	0	5	0	0	6	No
52.0907 Meeting and Event Planning	5 - Bachelor's degree	1	Men	0	4	0	0	3	0	18	1	0	26	
			Women	5	52	2	9	16	0	198	4	1	287	
			Total	5	56	2	9	19	0	216	5	1	313	No
52.0907 Meeting and Event Planning	5 - Bachelor's degree	2	Men	0	0	0	0	0	0	1	0	0	1	
			Women	0	0	0	0	0	0	7	0	0	7	
			Total	0	0	0	0	0	0	8	0	0	8	No
52.1401 Marketing/Marketing Management, General	5 - Bachelor's degree	1	Men	2	29	1	13	20	0	140	7	2	214	
			Women	2	30	0	12	12	1	109	3	1	170	
			Total	4	59	1	25	32	1	249	10	3	384	No
52.1401 Marketing/Marketing Management, General	5 - Bachelor's degree	2	Men	0	0	0	0	0	0	3	0	1	4	
			Women	0	0	0	0	1	0	3	0	0	4	
			Total	0	0	0	0	1	0	6	0	1	8	No
52.1501 Real Estate	5 - Bachelor's degree	1	Men	0	2	0	0	2	0	12	0	0	16	
			Women	0	2	0	1	1	0	4	0	0	8	
			Total	0	4	0	1	3	0	16	0	0	24	No
52.1501 Real Estate	7 - Master's degree	1	Men	1	1	0	1	1	0	9	0	2	15	
			Women	0	0	0	1	0	0	2	0	0	3	
			Total	1	1	0	2	1	0	11	0	2	18	No

CIPCODE	Award Level	Major	Gender	Non Resident Alien	Hispanic / Latino	American Indian or Alaska Native	Asian	Black or African American	Native Hawaiian or Other Pacific Islander	White	Two or more Races	Race/ ethnicity unknown	Total	distance education program
52.1501 Real Estate	5 - Bachelor's degree	2	Men	0	0	0	0	1	0	4	0	0	5	
			Women	0	0	0	0	0	1	0	0	0	1	
			Total	0	0	0	0	1	0	5	0	0	6	No
52.1601 Taxation	7 - Master's degree	1	Men	0	0	0	0	0	0	3	0	1	4	
			Women	0	1	0	0	0	0	5	0	1	7	
			Total	0	1	0	0	0	0	8	0	2	11	No
54.0101 History, General	5 - Bachelor's degree	1	Men	0	16	2	2	4	0	69	2	1	96	
			Women	0	8	3	1	3	0	41	1	0	57	
			Total	0	24	5	3	7	0	110	3	1	153	Yes
54.0101 History, General	7 - Master's degree	1	Men	0	2	0	0	0	0	6	0	0	8	
			Women	0	0	0	1	0	0	3	0	0	4	
			Total	0	2	0	1	0	0	9	0	0	12	No
54.0101 History, General	5 - Bachelor's degree	2	Men	0	1	0	0	0	0	0	0	0	1	
			Women	0	0	0	0	0	0	1	0	0	1	
			Total	0	1	0	0	0	0	1	0	0	2	Yes

**Completions: total by first major**

99.0000 Summary Grand Totals	Award Level	Nonresident alien	Hispanic Latino	American Indian or Alaska Native	Asian	Black or African American	Native Hawaiian or Other Pacific Islander	White	Two or more Races	Race/ ethnicity unknown	Total	PY Total
<b>Associate's degree</b>	<b>3</b>											
Men		0	34	0	8	13	0	114	5	1	175	187
Women		1	70	0	14	46	0	154	10	1	296	291
<b>Total</b>		1	104	0	22	59	0	268	15	2	471	478
<b>Bachelor's degree</b>	<b>5</b>											
Men		53	1097	9	298	458	17	3184	127	48	5291	5189
Women		71	1518	20	357	840	16	4288	180	48	7338	7183
<b>Total</b>		124	2615	29	655	1298	33	7472	307	96	12629	12372
<b>Master's degree</b>	<b>7</b>											
Men		129	104	1	39	52	1	482	14	72	894	1039
Women		66	182	3	53	155	2	753	32	92	1338	1500
<b>Total</b>		195	286	4	92	207	3	1235	46	164	2232	2539
<b>Post-Master's certificates</b>	<b>8</b>											
Men		0	1	0	0	0	0	1	0	0	2	6
Women		0	4	0	1	1	0	8	1	1	16	17
<b>Total</b>		0	5	0	1	1	0	9	1	1	18	23
<b>Doctor's degree - research / scholarship</b>	<b>17</b>											
Men		77	9	0	6	4	0	73	2	2	173	144
Women		21	7	0	2	4	0	72	3	4	113	122
<b>Total</b>		98	16	0	8	8	0	145	5	6	286	266
<b>Doctor's degree - professional practice</b>	<b>18</b>											
Men		0	4	1	9	2	0	36	1	4	57	33
Women		0	9	1	11	3	0	50	2	4	80	57
<b>Total</b>		0	13	2	20	5	0	86	3	8	137	90

Grand Total Men		259	1249	11	360	529	18	3890	149	127	6592	6598
Grand Total Women		159	1790	24	438	1049	18	5325	228	150	9181	9170
Grand Total		418	3039	35	798	1578	36	9215	377	277	15773	15768

PY Grand Total Men		277	1213	5	366	539	19	3951	117	111		6598
PY Grand Total Women		212	1711	31	451	1011	16	5358	171	209		9170
PY Grand Total		489	2924	36	817	1550	35	9309	288	320		15768

**Completions: total by second major**

99.0000 Summary Grand Totals	Award Level	Nonresident alien	Hispanic Latino	American Indian or Alaska Native	Asian	Black or African American	Native Hawaiian or Other Pacific Islander	White	Two or more Races	Race/ethnicity unknown	Total	PY Total
<b>Bachelor's degree</b>	<b>5</b>											
Men		1	13	0	2	7	0	69	2	1	95	123
Women		0	13	0	9	8	0	54	0	0	84	99
<b>Total</b>		1	26	0	11	15	0	123	2	1	179	222
<b>Master's degree</b>	<b>7</b>											
Men		0	0	0	0	0	0	0	0	0	0	0
Women		0	0	0	0	0	0	0	0	1	1	0
<b>Total</b>		0	0	0	0	0	0	0	0	1	1	0

Grand Total Men		1	13	0	2	7	0	69	2	1	95	123
Grand Total Women		0	13	0	9	8	0	54	0	1	85	99
Grand Total		1	26	0	11	15	0	123	2	2	180	222

PY Grand Total Men		3	26	0	6	12	1	70	4	1		123
PY Grand Total Women		4	17	0	4	13	0	58	3	0		99
PY Grand Total		7	43	0	10	25	1	128	7	1		222

All Completers

Institutions must report the following information. (Some data will be pre-populated from the completions by CIP code data.)

All Completers

Number of students by gender and race and ethnicity earning an award between July 1, 2014 and June 30, 2015. Count each student only once, regardless of how many awards he/she earned. The intent of this screen is to collect an unduplicated count of total numbers of *completers*.

- Report Hispanic/Latino individuals of any race as Hispanic/Latino
- Report race for non-Hispanic/Latino individuals only

	Men		Women		Total Students
	Number of Students	Total Awards	Number of Students	Total Awards	
<u>Nonresident alien</u>	252	259	157	159	409
<u>Hispanic/Latino</u>	1,221	1,249	1,753	1,790	2,974
<u>American Indian or Alaska Native</u>	11	11	24	24	35
<u>Asian</u>	353	360	432	438	785
<u>Black or African American</u>	518	529	1,034	1,049	1,552
<u>Native Hawaiian or Other Pacific Islander</u>	18	18	18	18	36
<u>White</u>	3,820	3,890	5,246	5,325	9,066
<u>Two or more races</u>	145	149	228	228	373
<u>Race and ethnicity unknown</u>	126	127	148	150	274
<b>TOTAL</b>	6,464	6,592	9,040	9,181	15,504
<b>PY TOTAL</b>	<b>6,468</b>		<b>9,009</b>		<b>15,477</b>

Completers by Level

Institutions must report the following information. This screen will be shown for each of the following award categories for which completions have been reported:

- Less than 1-year certificates
- At least 1 but less than 4-year certificates
- Associate's degrees
- Bachelor's degrees
- Master's degrees
- Doctor's degrees
- Postbaccalaureate and post-master's certificates

**Associate's degrees**

Number of students by gender, by race and ethnicity, and by age earning this award between July 1, 2014 and June 30, 2015. Each student should be counted once per award level. For example, if a student earned a master's degree and a doctor's degree, he/she should be counted once in master's and once in doctor's. A student earning two master's degrees should be counted only once.


- Report Hispanic/Latino individuals of any race as Hispanic/Latino
- Report race for non-Hispanic/Latino individuals only


	Number of Students	Total Awards
<b>By Gender</b>		
Men	<input type="text" value="175"/>	175
Women	<input type="text" value="296"/>	296
<b>TOTAL</b>	471	471
<b>PY TOTAL</b>	<b>478</b>	

**By Race/Ethnicity**

<u>Nonresident alien</u>	<input type="text" value="1"/>	1
<u>Hispanic/Latino</u>	<input type="text" value="104"/>	104
<u>American Indian or Alaska Native</u>	<input type="text" value="0"/>	0
<u>Asian</u>	<input type="text" value="22"/>	22
<u>Black or African American</u>	<input type="text" value="59"/>	59
<u>Native Hawaiian or Other Pacific Islander</u>	<input type="text" value="0"/>	0

<u>White</u>	<input type="text" value="268"/>	268
Two or more races	<input type="text" value="15"/>	15
<u>Race and ethnicity unknown</u>	<input type="text" value="2"/>	2
<b>TOTAL</b>	471	471



 **By Age**

Under 18	<input type="text" value="0"/>	
18-24	<input type="text" value="449"/>	
25-39	<input type="text" value="21"/>	
40 and Above	<input type="text" value="1"/>	
Age Unknown	<input type="text" value="0"/>	
<b>TOTAL</b>	471	471

Completers by Level

Institutions must report the following information. This screen will be shown for each of the following award categories for which completions have been reported:

- Less than 1-year certificates
- At least 1 but less than 4-year certificates
- Associate's degrees
- Bachelor's degrees
- Master's degrees
- Doctor's degrees
- Postbaccalaureate and post-master's certificates

**Bachelor's degrees**

Number of students by gender, by race and ethnicity, and by age earning this award between July 1, 2014 and June 30, 2015. Each student should be counted once per award level. For example, if a student earned a master's degree and a doctor's degree, he/she should be counted once in master's and once in doctor's. A student earning two master's degrees should be counted only once.

- Report Hispanic/Latino individuals of any race as Hispanic/Latino
- Report race for non-Hispanic/Latino individuals only


	Number of Students	Total Awards
<b>By Gender</b>		
Men	5,182	5,291
Women	7,219	7,338
<b>TOTAL</b>	12,401	12,629
<b>PY TOTAL</b>	<b>12,129</b>	

**By Race/Ethnicity**

<u>Nonresident alien</u>	121	124
<u>Hispanic/Latino</u>	2,552	2,615
<u>American Indian or Alaska Native</u>	29	29
<u>Asian</u>	644	655
<u>Black or African American</u>	1,276	1,298
<u>Native Hawaiian or Other Pacific Islander</u>	33	33



<u>White</u>	<input type="text" value="7,349"/>	7,472
Two or more races	<input type="text" value="303"/>	307
<u>Race and ethnicity unknown</u>	<input type="text" value="94"/>	96
<b>TOTAL</b>	12,401	12,629



**By Age**

Under 18	<input type="text" value="0"/>	
18-24	<input type="text" value="7,972"/>	
25-39	<input type="text" value="3,904"/>	
40 and Above	<input type="text" value="525"/>	
Age Unknown	<input type="text" value="0"/>	
<b>TOTAL</b>	12,401	12,629

Completers by Level

Institutions must report the following information. This screen will be shown for each of the following award categories for which completions have been reported:

- Less than 1-year certificates
- At least 1 but less than 4-year certificates
- Associate's degrees
- Bachelor's degrees
- Master's degrees
- Doctor's degrees
- Postbaccalaureate and post-master's certificates

**Master's degrees**

Number of students by gender, by race and ethnicity, and by age earning this award between July 1, 2014 and June 30, 2015. Each student should be counted once per award level. For example, if a student earned a master's degree and a doctor's degree, he/she should be counted once in master's and once in doctor's. A student earning two master's degrees should be counted only once.

- Report Hispanic/Latino individuals of any race as Hispanic/Latino
- Report race for non-Hispanic/Latino individuals only

	Number of Students	Total Awards
<b>By Gender</b>		
Men	884	894
Women	1,321	1,338
<b>TOTAL</b>	2,205	2,232
<b>PY TOTAL</b>	<b>2,507</b>	

**By Race/Ethnicity**

<u>Nonresident alien</u>	191	195
<u>Hispanic/Latino</u>	285	286
<u>American Indian or Alaska Native</u>	4	4
<u>Asian</u>	92	92
<u>Black or African American</u>	204	207
<u>Native Hawaiian or Other Pacific Islander</u>	3	3

<u>White</u>	<input type="text" value="1,217"/>	1,235
Two or more races	<input type="text" value="46"/>	46
<u>Race and ethnicity unknown</u>	<input type="text" value="163"/>	164
<b>TOTAL</b>	2,205	2,232

--	--	--

<b>By Age</b>		
Under 18	<input type="text" value="0"/>	
18-24	<input type="text" value="427"/>	
25-39	<input type="text" value="1,493"/>	
40 and Above	<input type="text" value="285"/>	
Age Unknown	<input type="text" value="0"/>	
<b>TOTAL</b>	2,205	2,232

Completers by Level

Institutions must report the following information. This screen will be shown for each of the following award categories for which completions have been reported:

- Less than 1-year certificates
- At least 1 but less than 4-year certificates
- Associate's degrees
- Bachelor's degrees
- Master's degrees
- Doctor's degrees
- Postbaccalaureate and post-master's certificates

**Doctor's degrees**

Number of students by gender, by race and ethnicity, and by age earning this award between July 1, 2014 and June 30, 2015. Each student should be counted once per award level. For example, if a student earned a master's degree and a doctor's degree, he/she should be counted once in master's and once in doctor's. A student earning two master's degrees should be counted only once.

- Report Hispanic/Latino individuals of any race as Hispanic/Latino
- Report race for non-Hispanic/Latino individuals only

	Number of Students	Total Awards
<b>By Gender</b>		
Men	<input type="text" value="230"/>	230
Women	<input type="text" value="193"/>	193
<b>TOTAL</b>	423	423
<b>PY TOTAL</b>	<b>356</b>	

**By Race/Ethnicity**

<u>Nonresident alien</u>	<input type="text" value="98"/>	98
<u>Hispanic/Latino</u>	<input type="text" value="29"/>	29
<u>American Indian or Alaska Native</u>	<input type="text" value="2"/>	2
<u>Asian</u>	<input type="text" value="28"/>	28
<u>Black or African American</u>	<input type="text" value="13"/>	13
<u>Native Hawaiian or Other Pacific Islander</u>	<input type="text" value="0"/>	0

<u>White</u>	<input type="text" value="231"/>	231
Two or more races	<input type="text" value="8"/>	8
<u>Race and ethnicity unknown</u>	<input type="text" value="14"/>	14
<b>TOTAL</b>	423	423



**By Age**

Under 18	<input type="text" value="0"/>	
18-24	<input type="text" value="1"/>	
25-39	<input type="text" value="341"/>	
40 and Above	<input type="text" value="81"/>	
Age Unknown	<input type="text" value="0"/>	
<b>TOTAL</b>	423	423

Completers by Level

Institutions must report the following information. This screen will be shown for each of the following award categories for which completions have been reported:

- Less than 1-year certificates
- At least 1 but less than 4-year certificates
- Associate's degrees
- Bachelor's degrees
- Master's degrees
- Doctor's degrees
- Postbaccalaureate and post-master's certificates

**Postbaccalaureate and post-master's certificates**

Number of students by gender, by race and ethnicity, and by age earning this award between July 1, 2014 and June 30, 2015. Each student should be counted once per award level. For example, if a student earned a master's degree and a doctor's degree, he/she should be counted once in master's and once in doctor's. A student earning two master's degrees should be counted only once.


- Report Hispanic/Latino individuals of any race as Hispanic/Latino
- Report race for non-Hispanic/Latino individuals only


	Number of Students	Total Awards
<b>By Gender</b>		
Men	<input type="text" value="2"/>	2
Women	<input type="text" value="16"/>	16
<b>TOTAL</b>	18	18
<b>PY TOTAL</b>	23	

**By Race/Ethnicity**

<u>Nonresident alien</u>	<input type="text" value="0"/>	0
<u>Hispanic/Latino</u>	<input type="text" value="5"/>	5
<u>American Indian or Alaska Native</u>	<input type="text" value="0"/>	0
<u>Asian</u>	<input type="text" value="1"/>	1
<u>Black or African American</u>	<input type="text" value="1"/>	1
<u>Native Hawaiian or Other Pacific Islander</u>	<input type="text" value="0"/>	0

<u>White</u>	<input type="text" value="9"/>	9
Two or more races	<input type="text" value="1"/>	1
<u>Race and ethnicity unknown</u>	<input type="text" value="1"/>	1
<b>TOTAL</b>	<b>18</b>	<b>18</b>



 **By Age**

Under 18	<input type="text" value="0"/>	
18-24	<input type="text" value="0"/>	
25-39	<input type="text" value="16"/>	
40 and Above	<input type="text" value="2"/>	
Age Unknown	<input type="text" value="0"/>	
<b>TOTAL</b>	<b>18</b>	<b>18</b>

## Summary

IPEDS collects important information regarding your institution. All data reported in IPEDS survey components become available in the IPEDS Data Center and appear as aggregated data in various Department of Education reports. Additionally, some of the reported data appears specifically for your institution through the College Navigator website and is included in your institution's Data Feedback Report (DFR). The purpose of this summary is to provide you an opportunity to view some of the data that, when accepted through the IPEDS quality control process, will appear on the College Navigator website and/or your DFR. College Navigator is updated approximately three months after the data collection period closes and Data Feedback Reports will be available through the [Data Center](#) and sent to your institution's CEO in November 2016.

Please review your data for accuracy. If you have questions about the data displayed below after reviewing the data reported on the survey screens, please contact the IPEDS Help Desk at: 1-877-225-2568 or [ipedshelp@rti.org](mailto:ipedshelp@rti.org).

## Summary of Completions Data

Award Level	Number of Completions	
	1 <sup>st</sup> major	2 <sup>nd</sup> major
<a href="#">Associate's degree</a>	471	0
<a href="#">Bachelors degree or equivalent</a>	12,629	179
<a href="#">Master's degree</a>	2,232	1
<a href="#">Post-master's certificate</a>	18	0
<a href="#">Doctor's degree - research/scholarship</a>	286	0
<a href="#">Doctor's degree - professional practice</a>	137	0
Total number of degrees and certificates	15,773	

## Summary of Completers Data

	Number of Students		
	Men	Women	Total
All Completers	6,464	9,040	15,504



**Completions**

**University of Central Florida (132903)**

Source	Description	Severity	Resolved	Options
<b>Global Edits</b>				
Perform Edits	Current year completions (14) are outside the expected range when compared to completions reported in the prior year (33) for: Men, 2-digit field (15), award level (7). Please correct your data or explain. (Error #10503)	Explanation	Yes	
Reason:	These numbers have been confirmed.			