



SESUG 2016
October 16th - 18th
Bethesda, Maryland

Paper RV-169

UCF Stored Process Conversion for Current STEM Retention Reports

Carlos Piemonti
University of Central Florida

Highlights

- **University of Central Florida**
- **Institutional Knowledge Management**
- **IKM Public**
- **IKM Private**
- **New Requests**
- **Case of study**
- **Code changes**





UCF – Orlando, FL

- **1963 - FTU**
- **64,000+**
- **12 Colleges**
- **200+ degrees**





<https://ikm.ucf.edu/>

Institutional Knowledge Management

Academic Programs ▾ Analytics ▾ Facts and Reports ▾ Strategic Support Resources ▾ Information Requests About IKM ▾ Tuition and Fees

Institutional Knowledge Management provides information of the highest quality which is both timely and easily accessible to facilitate and enhance decision-making, strategic planning, and assessment at the university.



Information Requests



Tuition and Fees



Pegasus Mine Information Portal






Information Requests

- **Internal UCF Requests**
- **Public Data Requests**



PMP

Pegasus Mine Portal

Provided by Institutional Knowledge Management 

- General
- MyPage
- Acad Program Inventory
- Admissions - Undergraduate
- Athletics
- College of Nursing
- Course Info
- Degrees Awarded
- Enrollment
- Enterprise Guide Users
- Faculty
- Grades
- IKM Developers / IR
- RDS
- Regional / DirConnect
- Retention
- RO Reports
- SCH
- SDES
- StudentTracker
- Survey Results
- UA BI Dashboard
- UCF Online
- Undergraduate Research

Welcome to Pegasus Mine Portal

Shared: PUBLIC

Click here to refresh collection.

- About the Pegasus Mine Information Portal
Overview of the Pegasus Mine Information Portal and its functions
- How to use MyPage
Directions on setup and usage of MyPage
- Help with SAS Graph output errors
Link to SAS Graph Plug-in for graphic output errors
- Pegasus Mine Portal Reports Index
Index of reports available in the Pegasus Mine Portal

Supported Browsers

Shared: PUBLIC

The Pegasus Mine Portal (PMP) supports the following browsers:

- Microsoft Internet Explorer 9 and higher
- Mozilla Firefox 6 and higher
- Chrome 15 and higher - For graphs to display properly, please install [SAS Graph Plug-in](#).
- Please note: Microsoft Edge browser is not supported at this time.

For further information please visit [PMP Support for Web Browsers and Plug-Ins](#).

Please contact dwarehouse@ucf.edu if you have any questions or need further assistance.





Last updated: 8/12/2016


FAQs

Shared: PUBLIC

[Show all](#) | [Hide all](#)



- What is the Pegasus Mine Portal (PMP)?
- Who has access to the Pegasus Mine Portal (PMP)?
- Do you offer PMP training?
- How do I get back to MyUCF?
- What is MyPage?
- What kind of information can I find in PMP?
- Can everyone see all the reports that are available in PMP?
- Is there a way to search for a specific report without browsing through all of the pages?
- How do I export reports to Word or Excel?

 300+
 100+
 few
 few




New Request

- **How it was**

-  **STEM Undergraduate Retention at UCF**
Generate Retention & Progression Report for students entering the cohort in a STEM major for eight most recent cohort years. Data measures student retention at UCF (not retained in STEM). Adobe Req.
-  **STEM First Generation Low Income Undergraduate Retention**
Generate Retention & Progression Report for STEM First Generation Low Income Students for eight most recent cohort years. Option available to filter for a student group. Adobe Reader is required.

- **New report**

-  **STEM Undergraduate Retention Reports at UCF**
Generate multiple Retention & Progression Reports for students entering the cohort in a STEM major. Data measures student retention at UCF (not retained in STEM). Adobe Reader is required.

*Please select a STEM Report from the list:

*Stu
F

STEM Undergraduate Retention at UCF

STEM First Generation Undergraduate Retention

STEM Low Income Undergraduate Retention

STEM First Generation Low Income Undergraduate Retention



Output 1/2

**University of Central Florida
Undergraduate All Student Groups Retention and Progression Report
Summer-Fall Full-Time FTIC Cohort
University Total - Male and Female - All Ethnic Groups
Students Selecting a STEM Major When Entering Cohort**

Chrt Yr Chrt Cnt	One Year			Two Years			Three Years			Four Years			Five Years			Six Years			Seven Years			Eight Years		
	Still Enroll	Grad	Attrit Tot	Still Enroll	Grad	Attrit Tot	Still Enroll	Grad	Attrit Tot	Still Enroll	Grad	Attrit Tot	Still Enroll	Grad	Attrit Tot	Still Enroll	Grad	Attrit Tot	Still Enroll	Grad	Attrit Tot	Still Enroll	Grad	Attrit Tot
2007-2008 1869	1,593	0	276	1,444	0	425	1,370	11	488	881	453	535	315	986	568	130	1,163	576	51	1,235	583	27	1,262	580
	85.2%	0.0%	14.8%	77.3%	0.0%	22.7%	73.3%	0.6%	26.1%	47.1%	24.2%	28.6%	16.9%	52.8%	30.4%	7.0%	62.2%	30.8%	2.7%	66.1%	31.2%	1.4%	67.5%	31.0%
2008-2009 1876	1,632	0	244	1,503	2	371	1,387	28	461	844	519	513	305	1,043	528	128	1,223	525	53	1,291	532			
	87.0%	0.0%	13.0%	80.1%	0.1%	19.8%	73.9%	1.5%	24.6%	45.0%	27.7%	27.3%	16.3%	55.6%	28.1%	6.8%	65.2%	28.0%	2.8%	68.8%	28.4%			
2009-2010 2194	1,901	0	293	1,745	0	449	1,624	30	540	996	608	590	325	1,245	624	125	1,452	617						
	86.6%	0.0%	13.4%	79.5%	0.0%	20.5%	74.0%	1.4%	24.6%	45.4%	27.7%	26.9%	14.8%	56.7%	28.4%	5.7%	66.2%	28.1%						
2010-2011 2133	1,850	0	283	1,676	1	456	1,575	26	532	959	591	583	351	1,162	620									
	86.7%	0.0%	13.3%	78.6%	0.0%	21.4%	73.8%	1.2%	24.9%	45.0%	27.7%	27.3%	16.5%	54.5%	29.1%									
2011-2012 2238	1,971	0	267	1,791	2	445	1,673	51	514	969	691	578												
	88.1%	0.0%	11.9%	80.0%	0.1%	19.9%	74.8%	2.3%	23.0%	43.3%	30.9%	25.8%												
2012-2013 2344	2,056	0	288	1,920	3	421	1,804	63	477															
	87.7%	0.0%	12.3%	81.9%	0.1%	18.0%	77.0%	2.7%	20.3%															
2013-2014 2195	1,901	0	294	1,755	1	439																		
	86.6%	0.0%	13.4%	80.0%	0.0%	20.0%																		
2014-2015 2439	2,154	0	285																					
	88.3%	0.0%	11.7%																					

Institutional Knowledge Management

Source: Preliminary Fall SIF and PS Student Groups
 STEM majors are in Science, Technology, Engineering, and Math. CIP Codes begin with 02, 03, 04, 11, 14, 15, 26, 27, or 40
 Students in established retention cohorts having student group equal to All Student Groups
 Retention represents retained at UCF not retained in student group or STEM major
 Please note that values can vary due to rounding or other required adjustments
 The cohort is measured against the subsequent Fall term only
 Report Generated: 10/14/2016



Output 2/2


**University of Central Florida
Undergraduate Retention and Progression Report
Summer-Fall Full-Time FTIC Cohort
University Total - Male and Female - All Ethnic Groups**

Chrt Yr Chrt Cnt	One Year			Two Years			Three Years			Four Years			Five Years			Six Years			Seven Years			Eight Years		
	Still Enroll	Grad	Attrit Tot	Still Enroll	Grad	Attrit Tot	Still Enroll	Grad	Attrit Tot	Still Enroll	Grad	Attrit Tot	Still Enroll	Grad	Attrit Tot	Still Enroll	Grad	Attrit Tot	Still Enroll	Grad	Attrit Tot	Still Enroll	Grad	Attrit Tot
2007-2008 6342	5,426	0	916	4,971	11	1,360	4,628	143	1,571	2,356	2,276	1,710	699	3,878	1,765	290	4,272	1,780	126	4,436	1,780	70	4,496	1,776
	85.6%	0.0%	14.4%	78.4%	0.2%	21.4%	73.0%	2.3%	24.8%	37.1%	35.9%	27.0%	11.0%	61.1%	27.8%	4.6%	67.4%	28.1%	2.0%	69.9%	28.1%	1.1%	70.9%	28.0%
2008-2009 6133	5,343	0	790	4,889	18	1,226	4,517	185	1,431	2,132	2,462	1,539	626	3,885	1,622	246	4,277	1,610	114	4,409	1,610			
	87.1%	0.0%	12.9%	79.7%	0.3%	20.0%	73.7%	3.0%	23.3%	34.8%	40.1%	25.1%	10.2%	63.3%	26.4%	4.0%	69.7%	26.3%	1.9%	71.9%	26.3%			
2009-2010 6231	5,407	0	824	4,995	20	1,216	4,642	197	1,392	2,185	2,525	1,521	630	4,014	1,587	255	4,398	1,578						
	86.8%	0.0%	13.2%	80.2%	0.3%	19.5%	74.5%	3.2%	22.3%	35.1%	40.5%	24.4%	10.1%	64.4%	25.5%	4.1%	70.6%	25.3%						
2010-2011 6007	5,242	1	764	4,769	23	1,215	4,407	195	1,405	2,076	2,400	1,531	643	3,752	1,612									
	87.3%	0.0%	12.7%	79.4%	0.4%	20.2%	73.4%	3.2%	23.4%	34.6%	40.0%	25.5%	10.7%	62.5%	26.8%									
2011-2012 6138	5,386	0	752	4,871	30	1,237	4,484	262	1,392	2,123	2,480	1,535												
	87.7%	0.0%	12.3%	79.4%	0.5%	20.2%	73.1%	4.3%	22.7%	34.6%	40.4%	25.0%												
2012-2013 5902	5,141	0	761	4,767	35	1,100	4,330	327	1,245															
	87.1%	0.0%	12.9%	80.8%	0.6%	18.6%	73.4%	5.5%	21.1%															
2013-2014 5816	5,089	0	727	4,682	32	1,102																		
	87.5%	0.0%	12.5%	80.5%	0.6%	18.9%																		
2014-2015 6207	5,532	0	675																					
	89.1%	0.0%	10.9%																					


Enterprise Decision Support/IKM
 Source: Preliminary Fall Student Instruction File
 Please note that values can vary due to rounding or other required adjustments
 The cohort is measured against the subsequent Fall term only
 Report Generated: 10/14/2016




[Click here to refresh collection.](#)

 **First, Fourth, and Sixth Yr Undergrad Retention Summary.srx**


First, Fourth, and Sixth Year Undergraduate Retention and Progression Summary

 **Undergraduate Retention Detail Recent Cohort Years**


Generate Retention & Progression Report with detail for eight most recent cohort years. User is prompted for input and PDF report is generated. Adobe Reader is required.

 **Undergraduate Retention Detail Specific Cohort Year**


Generate Retention & Progression Report with detail for a specific cohort year. User is prompted for input and PDF report is generated. Adobe Reader is required.

 **Student Group Undergraduate Retention**


Generate Retention & Progression Report for a specific student group with detail for eight most recent cohort years. User is prompted for input and PDF report is generated. Adobe Reader is required.

 **Bright Futures Student Undergraduate Retention**


Generate Retention & Progression Report for Bright Futures Students for eight most recent cohort years. Option available to filter for a student group. Adobe Reader is required.

 **First Generation Student Undergraduate Retention**


Generate Retention & Progression Report for First Generation Students for eight most recent cohort years. Option available to filter for a student group. Adobe Reader is required.

 **First Generation Low Income Student Undergraduate Retention**


Generate Retention & Progression Report for First Generation Low Income Students for eight most recent cohort years. Option available to filter for a student group. Adobe Reader is required.

 **Low Income Student Undergraduate Retention**


Generate Retention & Progression Report for Low Income Students for eight most recent cohort years. Option available to filter for a student group. Adobe Reader is required.

 **Pell Grant and Stafford Loan Undergraduate FTIC Retention**


Retention & Progression Report for Federal Pell Grant and Subsidized Stafford Loan recipients in the Summer-Fall Full-Time FTIC cohorts with Student Group option. Adobe reader is required.

 **Pegasus and SOAR Progression Report**

Provides retention and graduation rates for the Summer-Fall All FTIC Pegasus and SOAR cohorts. Adobe reader is required.

 **STEM Undergraduate Retention Reports at UCF**

Generate multiple Retention & Progression Reports for students entering the cohort in a STEM major. Data measures student retention at UCF (not retained in STEM). Adobe Reader is required.

 **DFW Counts**

This report provides counts and percents of D,F,W grades in general education courses and upper level courses. It was designed as a planning tool for projecting future seats needed

Code changes

```
%global;  
options;  
libname;  
%include;  
  
%macro retent;  
BLOCK OF CODE;  
%end;  
%mend retent;  
  
%retent
```

```
%if "&ReportName" = "STEM Undergraduate Retention at  
UCF" %then  
%do%;  
BLOCK OF CODE 1;  
%end;  
  
%if "&ReportName" = "STEM First Generation  
Undergraduate Retention" %then  
%do%;  
BLOCK OF CODE 2;  
%end;  
  
%if "&ReportName" = "STEM Low Income Undergraduate  
Retention" %then  
%do;  
BLOCK OF CODE 3;  
%end;  
  
%if "&ReportName" = "STEM First Generation Low Income  
Undergraduate Retention" %then  
%do;  
BLOCK OF CODE 4;  
%end;
```



Questions / Contact Information



Institutional Knowledge Management

Carlos Piemonti, MBA

Database Analyst/Programmer

E-mail: Carlos.Piemonti@ucf.edu

Web: <https://ikm.ucf.edu/>

